

2025 FINANCIAL REPORT

2025 financial report and audited financial statements

Additional documents for this item: Interim Financial Management Update
UNAIDS/PCB(58)26.11

Action required at this meeting—the Programme Coordinating Board is invited to:

- *Accept* the financial report and audited financial statements for the year ended 31 December 2025;

Cost implications for the implementation of the decisions: none

Table of contents

Part I: Introduction	4
Part II: 2025 Statement of Internal Control	12
Part III: Financial statements, schedules and notes to the accounts for the year ended 31 December 2025	17
Certification of financial statements	17
Letter of transmittal of the External Audit	18
Opinion of the External Auditor	19
Notes to the financial statements	27
Part IV : Management Information	62
Table 4. 2024–2025 Unified Budget, Results and Accountability Framework approved core allocations, expense and encumbrance for the financial period ended 31 December 2025	63
Table 5. Unified Budget, Results and Accountability Framework—non-core funds Funds available, expense and encumbrance summary by source of revenue for the year ended 31 December 2025	65
Table 6. Country and regional expense and encumbrances by all sources of funds for the year ended 31 December 2025	66
Table 7. Country envelopes allocation, expense and encumbrances for the year ended 31 December 2025	68

Part I: INTRODUCTION

1. In accordance with the Programme Coordinating Board Modus Operandi, Function 5 (vi) of the Joint United Nations Programme on HIV/AIDS (UNAIDS), the UNAIDS Secretariat is submitting the financial report for the year ended 31 December 2025 to the Programme Coordinating Board (PCB) for review and approval, as per established procedures.
2. The financial statements, accounting policies and notes to the financial statements have been prepared in compliance with the International Public Sector Accounting Standards (IPSAS) and in accordance with the Financial Regulations and Rules of the World Health Organization (WHO).
3. This is the 14th year that UNAIDS financial statements have been prepared based on IPSAS, which continues to enhance transparency, increase accountability and improve the financial reporting of UNAIDS.
4. Managerial accountability, transparency and risk management are key aspects of the reform agenda in UNAIDS, and progress continues in this regard. In line with best practice, a Statement of Internal Control (SIC) is included in the audited financial statements. The SIC is a public accountability document signed by the Executive Director, describing the effectiveness of UNAIDS internal controls and provides details of any significant control issues and risks during the year, and actions taken in response. The SIC will continue to be reviewed each year to assure stakeholders and demonstrate accountability.
5. The implementation of IPSAS does not currently impact the preparation of the Unified Budget, Results and Accountability Framework (UBRAF), which continues to be prepared on a modified cash basis. As this basis differs from the accrual basis applied to the financial statements, reconciliation between the budget and the principal financial statements is provided in accordance with the requirements of IPSAS.
6. Highlights of revenue, expenses, net assets/equity, assets and liabilities of the Programme are supplied, as are information on cash flow, liquidity and equity. This is done to provide a complete picture of the financial position of UNAIDS, as of 1 December 2025.

Approved budget and work plan

7. The 2022–2026 UBRAF provides the operational framework for the contribution of UNAIDS to the implementation of the Global AIDS Strategy, endorsed by the Board at its 48th meeting.
8. The central focus of the 2022–2026 UBRAF is the urgent need to further leverage the strengths, capacities and comparative advantages of the Joint Programme to support countries and communities to successfully implement the Global AIDS Strategy and the UN General Assembly 2021 Political Declaration on HIV and AIDS, and to achieving the ambitious Global 2025 Targets on the pathway to ending AIDS as a public health threat by 2030 as part of the SDGs.
9. This second biennial Workplan and Budget under the 2022–2026 UBRAF covers the years 2024 and 2025. Carrying forward the strategic directions set out in the UBRAF, the 2024–2025 Workplan and Budget provides further details about the priority actions and deliverables the Joint Programme will undertake and the related budget towards each of the 10 result areas at output level, as outlined in the UBRAF.
10. At its 52nd meeting, the PCB approved the 2024–2025 Workplan (UNAIDS/PCB (52)/23.13) against the core budget base of US\$ 187 million up to the threshold of US\$ 210 million annually.
11. The approved annual core budget of US\$ 210 million is comprised as follows: an annual allocation of US\$ 146 million to resource the UNAIDS Secretariat to deliver on its functions and enable continued support in about 85 countries; and an annual allocation of US\$ 64 million for Cosponsors for core functions, global strategic initiatives and country envelopes:
 - a total of US\$ 22 million to all Cosponsors (US\$ 2 million to each) to offer a degree of predictability for fulfilling their respective role in relation to the Joint Programme;

- US\$ 11 million for global strategic initiatives to amplify efforts in key programmatic areas; and
- US\$ 31 million to Cosponsors at country level in the form of country envelopes to support populations in greatest need.

12. Due to a challenging funding environment, similar to 2024, and a significant reduction in projected contributions for 2025, and a fund balance below the minimum level, the Joint Programme operating budget was US\$150 million, which was US\$ 10 million less than cautiously optimistic funding scenario of US\$ 160 million that was approved by the Programme Coordinating Board for the year. The Operating budget was US\$37 million less than the threshold of the approved base budget of US\$ 187 million.

Revenue

13. Total revenue (including finance revenue) for the year ended 2025 for both core and non-core funds was US\$ 94.6 million (compared to US\$ 233 million for 2024). This represents a decrease of US\$ 138.4 million (59 per cent) when compared to total funds mobilized in 2024.

14. Of this amount, US\$ 66 million (US\$ 149 million in 2024) was made available towards the core UBRAF and US\$ 28.3 million (US\$ 61 million in 2024) to the UBRAF non-core funds. The UBRAF non-core funds were made available to UNAIDS to provide support to several global, regional and country activities and are designated for specific regions, countries or purposes. Table 1 provides details of revenue for 2025 and 2024.

Table 1. Details of revenue: all funds (in US dollars)

Revenue	UBRAF Core Funds		UBRAF Non-Core Funds		TOTAL	
	2025	2024	2025	2024	2025	2024
Governments	59 906 969	143 880 026	22 813 461	73 384 737	82 720 430	217 264 763
Cosponsoring organizations	-	-	2 948 898	2 853 819	2 948 898	2 853 819
Others	69 085	25 853	1 979 317	5 115 604	2 048 402	5 141 457
Miscellaneous	717 959	539 295	561 680	502 757	1 279 639	1 042 052
Sub-total operating revenue	60 694 013	144 445 174	28 303 356	61 001 004	88 997 369	226 302 091
<i>Finance revenue/(cost)</i>	<i>5 331 641</i>	<i>4 564 907</i>	<i>270 839</i>	<i>2 167 127</i>	<i>5 602 480</i>	<i>6 732 034</i>
Grand Total	66 025 654	149 010 081	28 574 195	63 168 131	94 599 849	233 034 125

15. As summarized in Table 1, revenue totaling US\$ 66 million was mobilized and made available towards the core UBRAF. This represented 44% of the revised operating budget of US\$ 150 million for the year 2025, resulting in a funding gap of \$84 million for 2025.

16. Figure 1 (below) provides details of revenue received from UNAIDS's main donors towards the core UBRAF for the year 2025 and Figure 2 (below) provides details of revenue received from UNAIDS's main donors towards **both the core and non-core UBRAF** for the year 2025.

Figure 1. Details of revenue received from main donors towards the core Unified Budget, Results and Accountability Framework for the year 2025 (US\$ million)

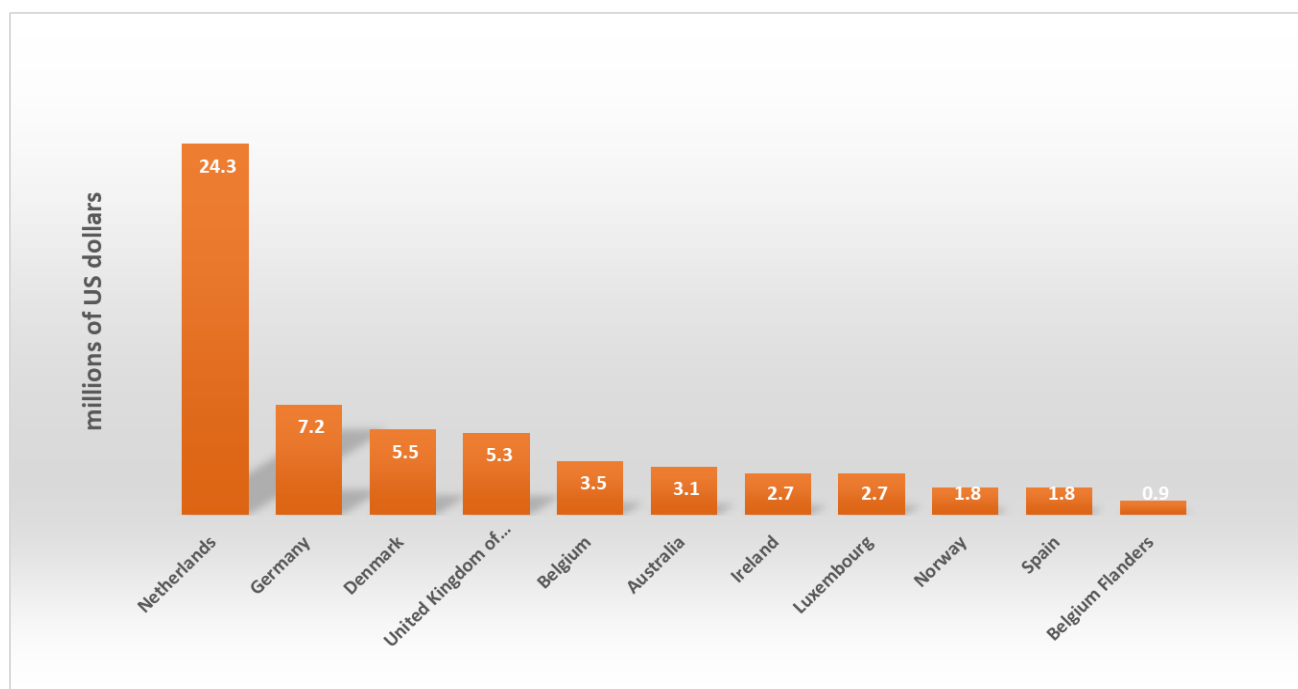
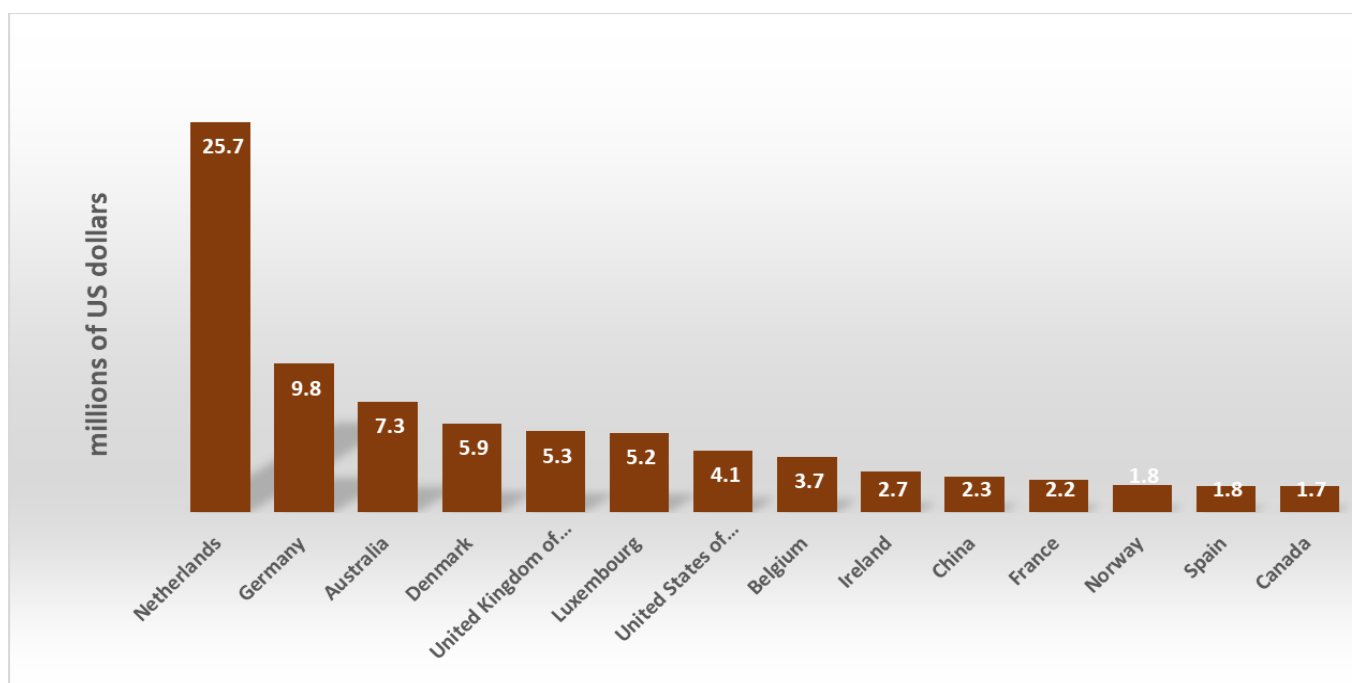


Figure 2. Details of revenue received from main donors towards both the core and non-core UBRAF, 2025 (US\$ million)



Expenses

17. Total expenses for the year ended 31 December 2025 amounted to US\$ 181.2 million (compared to US\$ 226.5 million for 2024), of which:
- US\$ 150.7 million related to expenses against the core UBRAF for 2025;
 - US\$ 45 million was for expenses under the UBRAF non-core funds;

- US\$3.5 million expenses incurred under other funds; and
- US\$ (18) million was an adjustment to the accrual under the After-Service Health Insurance Fund (ASHI), Terminal Payments and Special Fund for Compensation based on actuarial study and in accordance with IPSAS 39 (Employee Benefits). This adjustment had a positive impact of reducing the 2025 expenses to US\$181,2 million. Table 2 provides details of expense by fund type for 2025 and 2024.

Table 2. Details of expense: all funds (in US dollars)

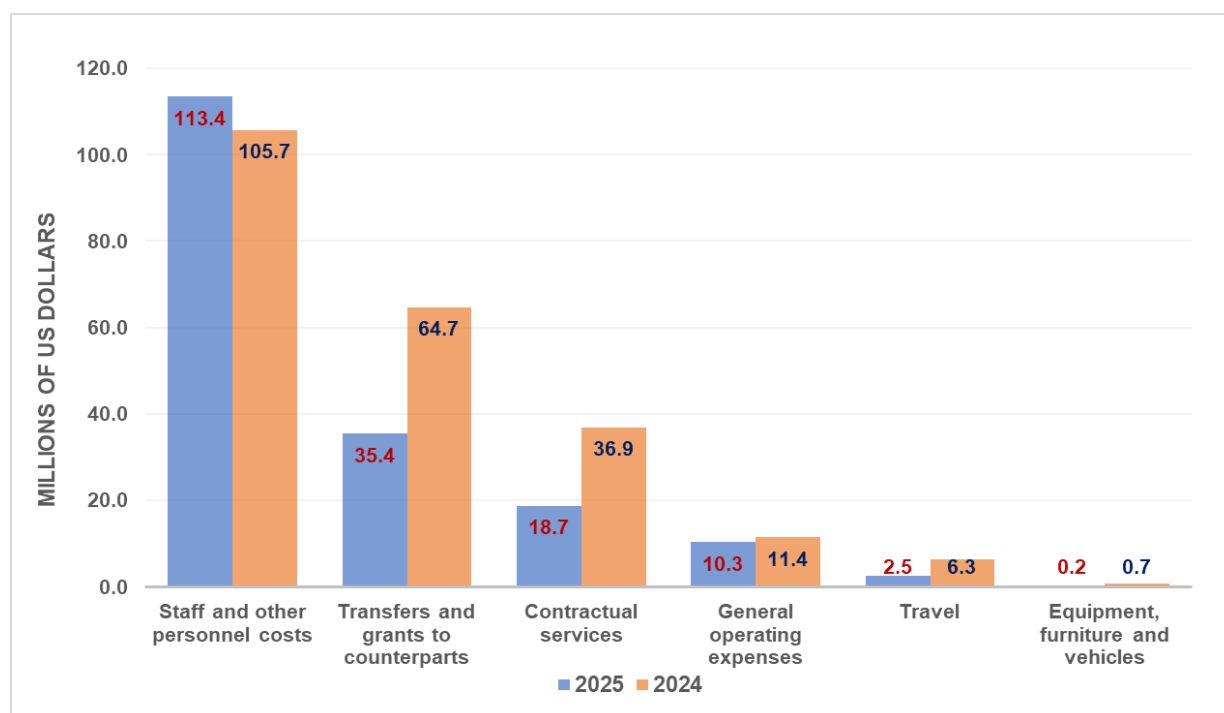
Expenditure	2025	2024 (restated)
UBRAF core funds	150 721 082	157 974 880
UBRAF Non-core funds	44 984 057	72 258 912
Other funds	3 495 833	1 052 891
Sub-total	199 200 972	231 286 683
Adjustment to accrual for staff benefits	(18 019 558)	(4 745 375)
Total Expense	181 181 414	226 541 308

18. Given the challenges with significant reduction of core and increased pressure on the Core Net Fund balance, the Secretariat continued with cost cutting measures to contain spending within the Joint Programme reduced operating UBRAF Core budget of US\$ 150 million for 2025. The 2025 Secretariat core UBRAF expenses and encumbrances amounted to US\$ 132 million compared to revised budget of US\$ 120 million. This is due to provision for offboarding staff in 2025, following the PCB approval of utilising US\$15 million from Operating Reserve fund.
19. The 2025 expenses of US\$ 181.2 million represented a decrease of US\$ 45.4 million from US\$ 226.5 million, for the year ended December 2024. This is reflected in Table 3 and Figure 3 (below), which show an increase in costs of US\$ 7.6 million under the staff expense category.
20. The increase of US\$ 7.6 million in staff and other personnel costs compared to 2024 is attributable to the one-time payments to staff who separated in 2025 and the indemnities provisions made for staff separating during 2026 as part of the implementation of the restructuring exercise
21. Transfers and grants to counterparts decreased from US\$64.7 million in 2024 to US\$35.4 million in 2025, representing a reduction of US\$ 29.3 million. Approximately 50% of this decrease is attributable to lower transfers to Cosponsors compared to 2024, while the remaining 50% reflects the significant reduction in Secretariat activities following the substantial cuts in international aid by several UNAIDS longstanding donors.
22. The decrease in contractual services expenditures, from US\$ 36.9 million in 2024 to US\$ 18.9 million in 2025, is largely attributable to stop work orders by the largest UNAIDS donor in 2025 that required UNAIDS to implement the stop worker instructions and reduced incurring expenditures from early 2025.
23. Operating expenses and expenses for equipment, furniture and vehicles showed moderate decreases of US\$1.2 million and US\$ 0.5 million compared to 2024. Depreciation for 2025 was US\$0.8 million slightly higher than US\$ 0.7 million for 2024.
24. Travel expense decreased to US\$ 2.5 million in 2025 from US\$ 6.5 million in 2024. The decrease is due to the cost cutting measures that UNAIDS Management implemented in response to reduced contributions in 2025 and partly due to implementation of the stop work order instructions that impacted all programme activities including travel.

Table 3. Details of expense by category (in US dollars)

Expense	2025	2024 (restated)	Increase/ (decrease)
Staff and other personnel costs	113 363 093	105 744 260	7 618 833
Transfers and grants to counterparts	35 440 207	64 736 174	(29 295 967)
Contractual services	18 663 633	36 901 309	(18 237 676)
General operating expenses	10 267 905	11 438 411	(1 170 506)
Travel	2 463 265	6 288 587	(3 825 322)
Equipment, furniture and vehicles	195 249	714 420	(519 171)
Depreciation	788 063	718 148	69 916
Total Expenses	181 181 415	226 541 308	(45 359 893)

Figure 3. Details of expense by major category for year 2025 and 2024 (in millions of US dollars)

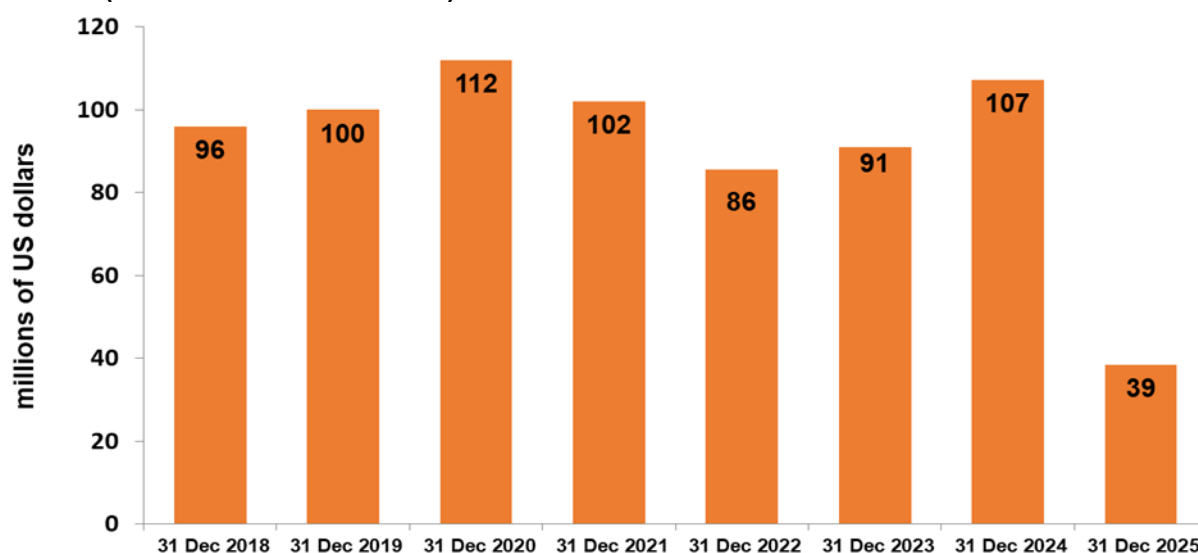


Fund balance

25. At 31 December 2025, the net fund balance, of the UBRAF stood at US\$ 39 million compared to US\$ 107 million as at 31 December 2024). Within this balance is the US\$15 million transferred from the Operating Reserve Fund following the approval by the PCB at its 56th meeting, held in Geneva from 24-26 June 2025 of the proposal of the Executive Director to draw such amounts as deemed necessary from the Operating Reserve Fund, up to a maximum of US\$15 million, to cover the immediate financial requirements of the UNAIDS Secretariat restructuring. Despite this decrease, the balance remains above the minimum reserve level of US\$ 27.7 million, representing 22% of the biennial budget of US\$ 126 million (based on an annual budget of US\$63 million, multiplied by two) as reaffirmed by PCB in June 2024.

26. The decrease is attributed to the reduced donor contributions in 2025, where over US\$ 50 million of core contributions were lost compared to 2024. This coupled with expenses, including staff costs that could not be reduced significantly in 2025 due to staff employment rules (Staff Rules 1050.1 ...1050.9) that require the Secretariat to comply with employment termination notice periods as per the revised operating model endorsed by the PCB. The actualization of savings in staff costs from implementing restructuring were minimal in 2025, significant savings will be realized from mid-2026.
27. The fund balance of the UBRAF is the Joint Programme's working capital. It enables the UNAIDS Secretariat to provide funding to the joint programme activities before donors remit funds to UNAIDS. This ensures the Joint Programme operations can continue uninterrupted as new contributions are being mobilised. With the restructuring in 2025, the number of positions funded by Core budget will reduce by 55 per cent to 298 posts in 2026 and the number of cosponsors that are funded from Core budget will reduce from eleven to six. Also, the reduced number of UNAIDS country offices following the closure of several offices in 2025 and planned closure of offices during 2026 will contribute to cost savings. Given this background, the demands of the Net Fund balance is expected to decrease in the future. The Secretariat will continue to monitor the level of the fund balance and intensify the mobilization of resources to ensure that the fund balance is maintained at a level that enables the effective implementation of the UBRAF and continue to provide the required liquidity as working capital.

Figure 4. Management of the Core fund balance for the financial years 2018 to 2025 (in millions of US dollars)



Assets and Liabilities

28. The PCB in its October 2025 intersessional decision 4.7 requested the inclusion of a narrative summary of the UNAIDS Secretariat's assets and liabilities as part of the financial reporting at the 58th PCB meeting in June 2026. The assets and liabilities as at 31 December 2025 are included in Statement I – Statement of Financial Position of the annual financial statements and a narrative is presented below in fulfillment of the PCB request.

Assets

29. The total assets on 31 December 2025 were US\$193.7 million compared to US\$ 275.9 million on 31 December 2024. The decrease of US\$ 82 million is largely attributed to the payment of contributions receivable by donors. This includes US\$67 million paid by the US Government for 2024 comprising of US\$47.5 million for core contributions (paid in July 2025) and US\$19.4 million for non-core contributions paid in October 2025.
30. The assets comprised US\$ 175.6 million in current assets (2024: US\$256.5 million) and non-current assets of US\$18.2 million (2024: US\$19.7 million).

31. The **current assets** include US\$11.1 million(2024: US\$ 13.9 million) of Cash on hand and at bank held on behalf of UNAIDS by WHO; Short term investments of US\$ 124.9 million (2024: US\$106.9 million); Accounts receivables of US\$36.2 million (2024: US\$131.9 million); Staff receivables of US\$2.2 million (2024: US\$2.2 million); Prepayments and deposits US\$0.6 million (2024: US\$ 0.7 million) and Other current receivables (VAT Receivables) of US\$0.6 million (2024: US\$0.6 million).
32. **Non-current assets** include Property plant and equipment valued at US\$18.2 million which is US\$ 0.6 million (3 %) lower than US\$ 8.8 million, as at 31 December 2024. There were no non-current Account receivables on 31 Dember 2025 (2024: US\$0.9 million).

Liabilities

33. The total liabilities on 31 December 2025 were US\$65 million compared to US\$36 million on 31 December 2024. The liabilities comprised US\$39.4 million in current liabilities (2024: US\$18.3 million) and non-current liabilities of US\$25.6 million (2024: US\$17.6 million).
34. Included in **current liabilities** are:
- Accounts Payables (Creditors) of US\$5.5 million (2024: US\$ 5.1 million) show a decrease of US\$0.4 million or 9 per cent when compared to 2024.
 - Staff Payables of US\$0.4 million, which is at similar level on 31 December 2024.
 - Accrued Staff benefits of US\$31.6 million showing an increase of US\$22 million compared to US\$9.6 million as at 31 December 2024. The increase is due to US1.8 million in terminal payments that are determined by professional actuary and provision for restructuring of US\$20.2 million related to the large-scale restructuring in 2025.
 - Deferred Revenue (current portion) of US\$1 million (2024: US\$1.4 million) which was US\$0.4 million lower compared to 2024. This represents multi-year pledges made in 2025 for which the revenue recognition has been deferred to future financial periods.
 - Financial liabilities held by WHO of US\$0. 4 million (2024: US\$0.9 million) reflecting a decrease of US\$0.5 million compared to 2024. The liabilities are related to the derivative transactions (forward contracts and interest rate swaps) by WHO.
 - Long term borrowing – (current portion) of US\$0.4 million (2024: US\$0.7 million). This represents the interest free loan amount to be paid back in 2026 to Swiss Confederation for construction, the provider of the loan.

Non-current Liabilities

35. On 31 December 2025, non-current liabilities comprised of US\$3.5 million in Accrued Staff benefits (2024: Assets of US\$2.6 million) that are determined by a professional actuary and Long-term borrowings of US\$22 million (2024: US\$19.4 million), which is the non-current portion of the loan from the Swiss Confederation of Construction.

Net Assets/Equity

36. The total Net Assets/Equity as at 31 December 2025 was US\$128.7 million (2024: US\$240 million), representing a decrease of US\$111.2 million, or 46%, compared to 2024. Approximately 79% of this decrease is attributable to the reduction in both core and non-core UBRAF balances, comprising US\$69.7 million in core funds and US\$17.6 million in non-core funds. The remaining decrease in net assets is related to the Staff Benefits Fund, resulting from the recognition of a US\$25 million loss under the After-Service Health Insurance (ASHI) fund. This loss arose from the application of an asset ceiling that offset the surplus in the defined benefit obligation (DBO) following changes to the SHI policy, as explained in the following paragraph.
37. Further details in figures are provided in Statement III: Statement of Changes in Net Assets/Equity.

After Service Health Insurance – Implications of change in rules

38. There was a change in Staff Health Insurance (SHI) Rules with effect from 1 July 2025. The updated rules require SHI to retain any surplus contributions (overfunding of liabilities) from participating entities and do not give an automatic right to participating entities, for receiving any refunds when liabilities are overfunded. Under the rules, any funding surplus by participating entities is retained within the SHI scheme and cannot be returned to participating entities, except under limited circumstances such as dissolution or approved withdrawal from SHI. The impact of the rules and compliance with IPSAS 39 has resulted in UNAIDS not being in position to recognize fund assets in the UNAIDS financial statements of 2025.
39. The professional actuaries determined the 2025 defined benefit obligations for Staff Health Insurance based on personnel data and payment experience provided by WHO. As at 31 December 2025, the defined benefit obligation was fully funded, comprising a total defined benefit of US\$ 56.7 million (US\$137.4 million in 2024), offset by fund assets of US\$ 180.3 million (US\$ 149 million in 2024). This represents a net funding position of 318% (108% as at 31 December 2024). The SHI Fund assets of US\$ 180.6 million, in accordance with IPSAS 39, have been capped to an asset ceiling equal to the value of the defined benefit liability of US\$56.7 million. Therefore, the total fund net assets equivalent to US\$ 123.7 million (US\$ 180.3 million minus US\$56.7 million), are not recognized as an asset in Statement of Financial Position (Statement I) of the UNAIDS financial statements. In 2024, Fund assets of US\$11.2 million were recognized in Statement I of the annual financial statement.
40. The significant decrease in the defined benefit liability to \$56.7 million as at 31 December 2025 from US\$ 137.4 million as at 31 December 2024 is mainly due to revisions to the demographic and financial assumptions and curtailment of estimated benefits due to workforce reduction, following the restructuring by UNAIDS. The financial assumptions include discount rate and changes in the currency mix among others. The change in the currency mix that was informed by actual after service claims from 2023 to 2024. The change in the currency mix change was made to reflect more accurate geographic zones where after service medical expenses are incurred. Prior years currency mix gave more weight to Swiss franc (CHF) as it was assumed that retirees would be based in Switzerland. This had a negative impact on the valuation of the defined benefit obligation. The currency mix in 2025 was CHF 50%, EUR 20%, USD 30% and in 2024 it was CHF 80%, EUR 15% and USD 5%.
41. The plan assets market value increased from US\$149 million in 2024 to US\$ 180 million in 2025 largely due to favorable market conditions that resulted in a gain of over US\$20 million and the remaining gain of US\$ 10 million is attributed to the UNAIDS demographic changes (workforce reduction).

Part II: 2025 STATEMENT OF INTERNAL CONTROL

Scope of responsibility

As Executive Director of the Joint United Nations Programme on HIV/AIDS (UNAIDS), I am accountable, in accordance with the responsibilities assigned to me, in particular, Financial Regulation 12.1, for maintaining a sound system of internal control to “ensure the accomplishment of established objectives and goals for operations; the economical and efficient use of resources; the reliability and integrity of information; compliance with policies, plans, procedures, rules and regulations; and the safeguarding of assets.”

Purpose of internal control

The system of internal control is designed to reduce and manage rather than eliminate the risk of failure to achieve the UNAIDS Secretariat’s objectives and related policies. Therefore, it can only provide reasonable and not absolute assurance of effectiveness. It is an ongoing process designed to identify the principal risks, evaluate the nature and extent of those risks, and to manage them efficiently, effectively, and economically. Internal control is a process, effected by the Programme Coordinating Board, the Executive Director, senior management and other personnel, and designed to provide reasonable assurance on the achievement of the following objectives:

- effectiveness and efficiency of operations and safeguarding of assets;
- reliability of financial reporting; and
- compliance with applicable rules and regulations.

From an operational perspective, UNAIDS’ internal control system operates continually at all levels of the Secretariat through internal control processes to ensure the above objectives are met.

My current statement on UNAIDS’ internal control processes, as described above, applies for the year ended 31 December 2025, and up to the date of the approval of the Organization’s 2025 financial statements.

UNAIDS operating environment

UNAIDS operates in challenging environments and is therefore exposed to situations with a high level of inherent risk, including in terms of the security of its employees and, in some cases, its ability to maintain the highest standards of internal control. The security situation in each country in which UNAIDS (and the United Nations in general) operates is closely monitored, and strategic decisions are taken where necessary to adapt UNAIDS’ operations and to manage and mitigate the risk exposure of its personnel. All risks are captured in a formal risk register and is subject to regular review by managers.

The Internal Control Framework and Risk Management

UNAIDS’ Management Accountability Framework operates in tandem with the Risk Management Framework and the Internal Control Framework. These frameworks are critical to the accomplishment of the Joint Programme’s objectives and goals with enhanced accountability and greater transparency.

The risk management framework aims to embed a systematic and effective approach to identifying, assessing and managing risks and opportunities. Senior Management have identified the high-level risks and opportunities which have been compiled into a UNAIDS Risk Universe. Department, Regional, Liaison and Country Office Directors/Managers develop risk registers, including mitigating action plans, based on their risk analysis. Quality assurance of registers is undertaken prior to their evaluation by the Risk Committee.

In addition to a set of rules, procedures and processes, the internal control framework comprises mechanisms for assessing its overall effectiveness. On an annual basis, managers with delegated financial and administrative authorities, complete a Self-Assessment checklist to assess and monitor the overall internal controls, as well as the key functional control areas, across their respective Offices or Department. Results of the self-assessment checklists are analysed in light of recurrent audit findings and top risks identified to feed into an overall review of effectiveness and continuous improvement action plans.

Review of the effectiveness of internal controls

My review of the effectiveness of the system of internal control is mainly informed by:

- My senior managers, particularly Deputy Executive Director, Regional Support Team and Liaison Office Directors, Country Office Directors, Department and Functional Directors, who play important roles and are accountable for results, performance, controlling activities under their purview and the resources entrusted to them.
- I derive assurance from the representation letters signed by the Regional Directors and Deputy Executive Director. These letters confirm the importance of ensuring that adequate internal controls are in place, along with other assurances.
- The internal control self-assessment checklist completed by managers. The consolidated results of the 2025 self-assessment exercise deemed internal controls to be adequate overall. Areas for improvement, shown in both the self-assessments and audit findings, relate to assurance activities in the management of implementing partners and agreements, completeness of procurement documentation, development and update of business continuity plans, physical verification of assets and timely update of the register of assets, and risk management. Actions taken to address these areas for improvement as well as recurrent audit findings are presented to the Programme Coordinating Board in the Management Response to Oversight Reports.
- Top Risks: The 2025 exercise deemed that the top risks in terms of occurrence relate to political, human resources, funding and programmatic risks.
- Reports issued by the Office of Internal Oversight, which include independent and objective information on the adequacy and effectiveness of UNAIDS' system of internal controls together with recommendations for improvement. The major findings from internal audit reports are summarized in the Annual Report of the Internal Auditor to the Programme Coordinating Board.
- Reports issued by the External Auditor that provide an independent oversight and reporting on UNAIDS' compliance with financial rules and regulations. The External Auditor presents an update of its work and key findings to the Programme Coordinating Board.
- The Programme Coordinating Board's observations.
- The work of the Independent Expert Oversight Advisory Committee which recommendations contribute to strengthen accountability and oversight within UNAIDS.

Significant risk issues noted

In March 2026 Cabinet endorsed a set of top organisational risks based on:

- The progress and upcoming steps of the ongoing implementation of restructuring and UN80 initiative proposals.
- Risks identified in the 2025 top risks and their continued relevance.
- Revision to Top Risks based on emerging changes to the operating environment.

While the top risks identified in previous years remain relevant, UN80 initiative decisions combined with declining financial contributions to the Joint Programme have diminished the resources available to deliver on set objectives and increase risks to their attainment. Remedial measures to support strategic prioritization, support staff and to adapt to the new funding landscape are ongoing.

Top Risk	Mitigation action
<p>UN80 initiative: The UN80 reform process, together with multiple competing global crises, creates uncertainty about the future of UNAIDS as a strategic priority and the UN's continued response to HIV, which in turn affects donors' readiness to fund UNAIDS, hindering operations and functions, and subsequently capacity to fully achieve objectives.</p>	<ul style="list-style-type: none"> • Implement internal resource mobilization strategy which reflects the changing strategic environment. • Value proposition/funding pitch - Clear messaging within the UN reform context and why donors/partners should continue to invest in the HIV/AIDS mandate (Joint effort between teams including RMO – drafted by March 2026). • Reinforce buy in and support from Top donors by ensuring their inputs are considered in governance process. • Ensure regular briefings of Friends of UNAIDS on Strategy implementation and transition processes • Support to PCB Working Group to ensure a credible outcome for June PCB and October Special Session 2026.
<p>New Operating model: Ongoing implementation of restructuring of</p>	<ul style="list-style-type: none"> • Clear transition roadmap. • Leadership updates to staff (quarterly)

Top Risk	Mitigation action
<p>UNAIDS and reduced geographical footprint and operating model results in role changes, new reporting lines, and revised processes that require time for staff to adapt which may temporarily impact operational efficiency, the effective execution of functions, and the organization's ability to deliver programmes and achieve its strategic objectives during the transition period.</p>	<ul style="list-style-type: none"> • Transition progress during high turnover periods (e.g. Dec 25, end March 26, end June 26) • New organigramme fully in place by June PCB • Clear narrative on link to transition process and work of the PCB Working Group • Develop dashboard with alerts for all active awards and identify high-risk or high-value grants requiring priority oversight (Q3 2026, BMS permitting). • Establish interim focal donor/award points during staff transitions.
<p>Staff health well-being: High workload, job insecurity, and organisational change pressures negatively affect staff morale and mental health, resulting in reduced productivity, increased absenteeism, and risks to business continuity.</p>	<p>Ongoing actions available to all-personnel:</p> <ul style="list-style-type: none"> • Internal Staff Counselling services available for one-on-one support for all personnel and team-leads • Internal psychological first aid support in case of critical incident. • Promote access to in-depth counselling support through an external counselling platform: offer up to 9 free-of charge sessions through the Rome Institute. • Psychosocial group support available – in French, English and Spanish. <p>Quarterly actions:</p> <ul style="list-style-type: none"> • Send reminder to all-personnel of wellbeing and mental health support service available from 2nd quarter 2026. • Reciprocal Agreement of staff counselling service support to cover for absences of the UNAIDS Staff Counsellor: identify a staff-counselling partner agency during 1st quarter 2026; establish the Reciprocal Agreement at latest 2nd quarter 2026.
<p>Staff security and safety: Security threats in field duty stations, compounded by increased staff movements, changes to office set-ups, and other operational vulnerabilities, could result in harm to personnel and disruption to programme delivery and business continuity.</p>	<ul style="list-style-type: none"> • Negotiate and sign bilateral MOUs with Member States and host governments in high-risk duty stations — to secure emergency evacuation, crisis logistics, and medical repatriation support for UNAIDS personnel. • Outsource technical security oversight to UNDSS eliminating the need for standalone UNAIDS field security capacity. • AI-integrated briefing portal to automatically convert UNAIDS and UNDSS travel advisories and country security updates into multilingual audio/video briefings • Automation of notifications to UNAIDS personnel providing real-time threat awareness. • Business Continuity Plan updated in all offices
<p>Staff retention: Revision to UNAIDS footprint and UN80 initiative proposals for organisational changes result in the loss of motivated, and adequately trained human resources, reducing UNAIDS' ability to respond to emerging needs and to deliver mandate and planned results.</p>	<ul style="list-style-type: none"> • Develop and roll out targeted capacity mapping intervention to identify skill gaps and critical roles • Communicate transparently around changes to reduce uncertainty-driven attrition <p>Contingency planning:</p> <ul style="list-style-type: none"> • Establish rapid staffing surge mechanisms via affiliate workforce and short-term consultancies, map lost expertise • Develop business continuity mini-plans for all high-risk/high-gap teams • Identify functions where automation or digital workflows can absorb workload <p>Innovative programme delivery:</p> <ul style="list-style-type: none"> • Deploy cross-regional technical support pools to cover priority countries during staffing gaps • Expand digital service delivery tools to reduce need for permanent presence • Strengthen matrix management to enable expertise-sharing across clusters <p>Partner coordination:</p> <ul style="list-style-type: none"> • Formalise collaboration mechanisms with co-sponsors and UNCTs to ensure continuity where staffing is reduced • Engage governments early on reductions and propose interim support arrangements

Top Risk	Mitigation action
	<ul style="list-style-type: none"> • Strengthen civil society coordination to maintain advocacy and service continuity • Ensure new organigram is fully in place by June 2026 PCB, with clear communication on reporting lines and role expectations • Provide targeted support for teams with high numbers of abolished posts
<p>Cybersecurity: Transition related stress on ICT systems may weaken cybersecurity controls, increasing the risk of compromise of critical information systems, digital assets, or sensitive data, with potential financial and reputational impact. This risk is heightened by increased phishing and other cyberattacks targeting the UN system, particularly during periods of restructuring and downsizing.</p>	<ul style="list-style-type: none"> • Continuous security monitoring (on-going), • Regular all-staff anti-phishing simulations (minimum three times per year, with mandatory refresher cyber awareness training for those that did not pass the scenarios). • Required mandatory information security awareness training (made mandatory in September 2024, with annual fresher trainings). • Regular independent assurance activities, including vulnerability scanning and third-party penetration testing. (Conducted in Q3/Q4 2025 for cloud-based environment. Additional testing is planned in Q3 2026, subject to the availability of funds).
<p>Business Management System (BMS): Ineffective rollout, integration, or functionality of the BMS may disrupt critical administrative processes (e.g. payments, travel, procurement, HR renewals and separations), adversely affecting business continuity and operations. This risk is exacerbated by limited prioritization and competing demands within WHO, impacting timely issue resolution and system stabilization.</p>	<ul style="list-style-type: none"> • External BMS support and escalation through WHO governance mechanisms. (UNAIDS BMS programme team meets regularly with WHO BMS programme management team, biweekly). • Alternative payment and travel processing arrangements (implemented in February 2026). • Interim administrative and contingency workflows. • Dedicated BMS focal points and targeted user support/training. (Implemented focal points beginning in July 2025 with SPM “super user” training and continued since for the additional BMS releases; targeted user support and training is ongoing and largely demand-driven). • Operational readiness reviews and continuous issue tracking. (Implemented October 2025, on-going. List of open issues made available organization-wide February 2026). • Dedicated regular support clinics. (Ongoing) • Salesforce/Workday direct support request (In exploratory talks with WHO as of end of February 2026).
<p>Internal controls: Significant organization change, including increased staff movement and separation, may weaken existing internal controls and oversight. This can heighten the risk of misconduct — including sexual harassment and other forms of misconduct – negatively impacting on staff, as well as causing reputational and financial loss to the organization</p>	<ul style="list-style-type: none"> • 100% of staff completed by Q3 2026 all mandatory training on standards of conduct, preventing of retaliation, preventing sexual misconduct, and reporting obligations. • Quarterly reminders to all staff regarding reporting channels, including the hotline and other confidential avenues for sexual misconduct complaints. • New Asset tracking platform • Revision to SEAH assessments to ensure alignment with new structure are taken into account and to focus on offices at higher risk (end Q3 2026) • Utilisation of Clear Check for all consultancies (ongoing)

Statement

Internal control, while operating effectively, has inherent limitations, including the possibility of circumvention, no matter how well designed, and therefore can provide only reasonable assurance. Furthermore, because of changes of conditions, the effectiveness of internal control may vary over time.

I am committed to addressing any weaknesses in internal controls that may be noted during the year and brought to my attention.

Based on the above, I conclude that, to the best of my knowledge and information, there are no material weaknesses that would prevent the external auditor from providing an unqualified opinion on UNAIDS financial statements, nor are there other significant matters arising that would need to be raised in the present document for the year ended 31 December 2025 and up to the date of approval of the financial statements.

Winnie Byanyima



Executive Director

PART III: FINANCIAL STATEMENTS, SCHEDULES AND NOTES TO THE ACCOUNTS FOR THE YEAR ENDED 31 DECEMBER 2025

This section of the financial report presents the overall financial position of UNAIDS as of and for the year ended 31 December 2025. The relevant financial statements, accompanying notes and supporting schedules have been prepared in compliance with the requirements of the WHO Financial Regulations, Financial Rules and the International Public Sector Accounting Standards (IPSAS). The schedules provide background details and explanations in support of individual funds and accounts administered by UNAIDS, through the WHO financial systems, for the year ended 31 December 2025.

Certification of Financial Statements

Certification of Financial Statements for the year ended 31 December 2025

The financial statements, accounting policies and notes to the financial statements have been prepared in compliance with International Public Sector Accounting Standards (IPSAS). The financial statements are also prepared in accordance with the Financial Regulations and Financial Rules of WHO, which provides administration in support of UNAIDS as per ECOSOC resolution 1994/24, and Article XI of the Memorandum of Understanding among Cosponsors establishing UNAIDS.

The financial statements for the year ended 31 December 2025, together with the notes to the statements and supporting schedules are approved.



Samsom Kambarami
Director, Finance
and Accountability



Winnie Byanyima
Executive Director
UNAIDS

Geneva, 13 March 2026

LETTER OF TRANSMITTAL

Ritika Bhatia
Director External Audit
(WHO)



Room No. M 019
World Health Organisation
Avenue Appia, 1211
Geneva

Dear Sir,

I have the honour to present to the Programme Coordinating Board, the External Auditor's Report for the Audit of Joint United Nations Programme on HIV/AIDS (UNAIDS) for the financial year ended 31 December 2025.

I express my appreciation to Programme Coordinating Board for the honour and privilege to serve as External Auditor of UNAIDS.

Yours sincerely,



Ritika Bhatia

The Chair
Programme Coordinating Board
Joint United Nations Programme on HIV/AIDS
Geneva Switzerland

Opinion of the External Auditor

Report of the External Auditor on the financial statements

Opinion

We have audited the financial statements of the Joint United Nations Programme on HIV/AIDS (UNAIDS), which comprise the statement of financial position (statement I) as at 31 December 2025, the statement of financial performance (statement II), the statement of changes in net assets/ equity (statement III), the statement of cash flow (statement IV) and the statement of comparison of budget and actual amount (statement V) for the year then ended, as well as the notes to the financial statements.

In our opinion, the accompanying financial statements present fairly, in all material respects, the financial position of UNAIDS as at 31 December 2025 and its financial performance and cash flows for the year then ended in accordance with the International Public Sector Accounting Standards (IPSAS).

Basis for opinion

We conducted our audit in accordance with the International Standards on Auditing. Our responsibilities under those standards are described in the section below entitled “Auditor’s responsibilities for the audit of the financial statements”. We are independent of UNAIDS in accordance with the ethical requirements relevant to our audit of the financial statements and we have fulfilled our other ethical responsibilities in accordance with those requirements. We believe that the audit evidence that we have obtained is sufficient and appropriate to provide a basis for our opinion.

Information other than the financial statements and the auditor’s report thereon

Management is responsible for the other information, which comprises the information included in the Director General’s Report for the year ended 31 December 2025 but does not include the financial statements and our auditor’s report thereon.

Our opinion on the financial statements does not cover the other information, and we do not express any form of assurance thereon.

In connection with our audit of the financial statements, our responsibility is to read the other information and, in doing so, consider whether the other information is materially inconsistent with the financial statements or our knowledge obtained in the audit, or otherwise appears to be materially misstated. If, on the basis of the work that we have performed, we conclude that there is a material misstatement in the other information, we are required to report that fact. We have nothing to report in this regard. Responsibilities of management and those charged with governance for the financial statements

Management is responsible for the preparation and fair presentation of the financial statements in accordance with IPSAS and for such internal control as management determines to be necessary to enable the preparation of financial statements that are free from material misstatement, whether due to fraud or error.

In preparing the financial statements, management is responsible for assessing the ability of UNAIDS to continue as a going concern, disclosing, as applicable, matters related to the going concern and using the going-concern basis of accounting unless the management intends either to liquidate UNAIDS or to cease operations, or has no realistic alternative but to do so.

Those charged with governance are responsible for overseeing the financial reporting process of UNAIDS.

Auditor's responsibilities for the audit of the financial statements

Our objectives are to obtain reasonable assurance as to whether the financial statements as a whole are free from material misstatements, whether due to fraud or error, and to issue an auditor's report that includes our opinion. Reasonable assurance is a high level of assurance but is not a guarantee that an audit conducted in accordance with the International Standards on Auditing will always detect a material misstatement when it exists. Misstatements can arise from fraud or error and are considered material if, individually or in the aggregate, they could reasonably be expected to influence the economic decisions of users taken on the basis of these financial statements.

As part of an audit in accordance with the International Standards on Auditing, we exercise professional judgment and maintain professional skepticism throughout the audit. We also:

- (a) Identify and assess the risks of material misstatement in the financial statements, whether due to fraud or error, design and perform audit procedures responsive to those risks, and obtain audit evidence that is sufficient and appropriate to provide a basis for our opinion. The risk of not detecting a material misstatement resulting from fraud is higher than the risk of not detecting one resulting from error, as fraud may involve collusion, forgery, intentional omission, misrepresentation or the overriding of internal control;
- (b) Obtain an understanding of internal control relevant to the audit in order to design audit procedures that are appropriate in the circumstances, but not for the purpose of expressing an opinion on the effectiveness of the internal control of UNAIDS;
- (c) Evaluate the appropriateness of accounting policies used and the reasonableness of accounting estimates and related disclosures made by the management;
- (d) Draw conclusions as to the appropriateness of the Management's use of the going-concern basis of accounting and, on the basis of the audit evidence obtained, whether a material uncertainty exists in relation to events or conditions that may cast significant doubt on the ability of UNAIDS to continue as a going concern. If we conclude that a material uncertainty exists, we are required to draw attention in our auditor's report to the related disclosures in the financial statements or, if such disclosures are inadequate, to modify our opinion. Our conclusions are based on the audit evidence obtained up to the date of our auditor's report. However, future events or conditions may cause UNAIDS to cease to continue as a going concern;
- (e) Evaluate the overall presentation, structure and content of the financial statements, including the disclosures, and whether the financial statements represent the underlying transactions and events in a manner that achieves fair presentation.

We communicate with those charged with governance regarding, among other matters, the planned scope and timing of the audit and significant audit findings, including any significant deficiencies in internal control that we identify during our audit.

Report on other legal and regulatory requirements

Furthermore, in our opinion, the transactions of UNAIDS that have come to our notice or that we have tested as part of our audit have, in all significant respects, been in accordance with the WHO Financial Regulations.

In accordance with Regulation XIV of the WHO Financial Regulations, we will also issue long-form report on our audit of UNAIDS.



K. Sanjay Murthy
Comptroller and Auditor General of India

29 April 2026

Statement I

Statement of Financial Position

All sources of funds as at 31 December 2025

(in US dollars)

	Note	31 December 2025	31 December 2024 (restated)
ASSETS			
Current assets			
Cash and cash equivalents held by WHO	5.1	11 097 443	13 865 598
Short term investments held by WHO	5.2	124 857 866	106 876 020
Accounts receivable - current	5.3	36 153 194	131 911 408
Staff receivables	5.4	2 176 307	2 245 752
Prepayments and deposits	5.5	596 692	701 720
Other current receivables	5.6	645 610	635 685
Total current assets		<u>175 527 113</u>	<u>256 236 183</u>
Non-current assets			
Accounts receivable - non-current	5.3	-	896 224
Property, plant and equipment	5.9	18 212 512	18 810 122
Total non-current assets		<u>18 212 512</u>	<u>19 706 346</u>
TOTAL ASSETS		<u>193 739 625</u>	<u>275 942 530</u>
LIABILITIES			
Current liabilities			
Accounts payable	5.10	5 521 334	5 082 894
Staff payable	5.11	357 506	416 262
Accrued staff benefits - current	5.12	31 561 519	9 610 839
Deferred revenue - current	5.13	1 001 224	1 445 209
Financial liabilities held by WHO	5.2	357 000	880 000
Long-term borrowings - current	5.14	378 961	663 707
Other current liabilities	5.15	233 222	240 480
Total current liabilities		<u>39 410 765</u>	<u>18 339 391</u>
Non-current liabilities			
Accrued staff benefits - non-current	5.12	3 535 138	(2 690 392)
Deferred revenue - non-current	5.13	-	896 224
Long-term borrowings - non-current	5.14	22 043 996	19 407 972
Total non-current liabilities		<u>25 579 134</u>	<u>17 613 805</u>
TOTAL LIABILITIES		<u>64 989 900</u>	<u>35 953 196</u>
NET ASSETS/EQUITY			
Net assets/reserves			
Operating Reserve Fund	5.16		
	5.17	20 000 000	35 000 000
Equity in capital assets		12 154 457	11 775 497
Common Fund		(22 087 566)	(18 659 590)
Non-restricted funds		39 612 143	109 307 571
Restricted funds		52 266 806	69 849 849
Building Renovation Fund	5.18	8 283 001	7 556 638
Staff Benefits		8 951 581	16 732 071
Non-payroll staff entitlements Fund		9 569 303	8 427 299
TOTAL NET ASSETS/EQUITY		<u>128 749 725</u>	<u>239 989 334</u>
TOTAL LIABILITIES AND NET ASSETS/EQUITY		<u>193 739 625</u>	<u>275 942 530</u>

The statement of significant accounting policies and the accompanying notes form part of the financial statements.

Statement II
Statement of Financial Performance
All sources of funds for the year ended 31 December 2025
(in US dollars)

	Notes	31 December 2025	31 December 2024 (restated)
Revenue	6.2		
Voluntary contributions			
Governments		82 720 430	217 264 763
Cosponsoring organizations		2 948 898	2 853 819
Others		2 048 402	5 141 457
Sub total voluntary contribution		87 717 730	225 260 039
Miscellaneous		1 279 639	1 042 052
Total revenue		88 997 369	226 302 091
Expense	6.3		
Staff and other personnel costs		113 363 093	105 744 260
Transfers and grants to counterparts		35 440 207	64 736 174
Contractual services		18 663 633	36 901 309
General operating expenses		10 267 905	11 438 411
Travel		2 463 265	6 288 587
Equipment, vehicles and furniture		195 249	714 420
Depreciation		788 063	718 148
Total expense		181 181 414	226 541 308
Finance revenue/(cost)	6.4	5 602 481	6 732 034
Total (deficit)/surplus for the year		(86 581 565)	6 492 817

The statement of significant accounting policies and the accompanying notes form part of the financial statements.

Statement III
Statement of Changes in Net Assets/Equity
All sources of funds for the year ended 31 December 2025
(in US dollars)

	Notes	31 December 2025	2025 Movements	2025 Adjustments	31 December 2024 (restated)
Net assets/reserves	5.16				
Operating Reserve Fund	5.17	20 000 000		(15 000 000)	35 000 000
Equity in capital assets		4 458 270			4 458 270
Loan adjustments		7 696 187	378 960		7 317 227
Total Equity in capital assets		12 154 457	378 960		11 775 497
Common Fund					
Depreciation on property, plant and equipment		(11 191 671)	(788 063)		(10 403 608)
Revaluation reserve		(10 895 895)	(2 639 913)		(8 255 982)
Total Common Fund		(22 087 566)	(3 427 976)	-	(18 659 590)
Non-restricted funds					
UBRAF Core unrestricted		39 612 143	(84 695 428)	15 000 000	109 307 571
Restricted funds					
UBRAF non-core restricted		52 266 806	(17 153 043)	(430 000)	69 849 849
Other Funds					
Building Renovation Fund	5.18	8 283 001	296 363	430 000	7 556 638
Staff Benefits Fund					
Terminal Payments		8 820 905	3 158 274		5 662 631
Staff Health Insurance		-	13 777 163	(24 985 544)	11 208 381
Special Fund for Compensation		130 675	(57 883)	327 499	(138 941)
Total Staff Benefits Fund		8 951 581	16 877 555	(24 658 045)	16 732 071
Non-payroll staff entitlements Fund		9 569 303	1 142 004		8 427 299
Net assets/equity		128 749 725	(86 581 565)	(9 658 045)	239 989 334

The statement of significant accounting policies and the accompanying notes form part of the financial statements.

Statement IV
Statement of Cash Flow
All sources of funds for the year ended 31 December 2025
(in US dollars)

	2025	2024
Cash flows from operating activities		
(Deficit)/Surplus for the year	(86 581 565)	6 492 817
Depreciation	788 063	718 148
Investment revenue presented as investing activities	7 338 029	6 789 975
Unrealized (gains)/Losses on revaluation of long-term borrowings	2 639 913	(1 214 229)
(Increase)/decrease in accounts receivables - current	95 758 214	(18 878 649)
(Increase)/decrease in accounts receivables - non-current	896 224	(482 584)
(Increase)/decrease in staff receivables	69 445	(85 570)
(Increase)/decrease in prepayments and deposits	105 028	1 297 552
(Increase)/decrease in other current receivables	(9 924)	(107 700)
Increase/(decrease) in accounts payables	438 439	217 011
Increase/(decrease) in staff payables	(58 757)	33 498
Increase/(decrease) in accrued staff benefits - current	21 950 680	(1 240 257)
Increase/(decrease) in deferred revenue - current	(443 985)	(6 945 171)
Increase/(decrease) in other current liabilities	(7 258)	9 691
Increase/(decrease) in deferred revenue - non-current	(896 224)	482 584
Increase/(decrease) in accrued staff benefits - non-current	6 225 530	14 046 823
Direct adjustments to net assets/equity	(24 804 026)	(17 979 766)
<i>Net cash flow from operating activities</i>	<u>23 407 825</u>	<u>(16 845 827)</u>
Cash flows from investing activities		
Investment revenue presented as investing activities	(7 338 029)	(6 789 975)
(Increase)/decrease in short term investments	(17 981 846)	28 659 016
Increase/(decrease) in financial liabilities	(523 000)	298 000
(Increase)/decrease in property, plant and equipment	(44 473)	(758 841)
<i>Net cash flow from investing activities</i>	<u>(25 887 348)</u>	<u>21 408 201</u>
Cash flows from financing activities		
Increase/(decrease) in long-term borrowings - current	(284 746)	(52 461)
Increase/(decrease) in long-term borrowings -non-current	2 636 024	(1 741 615)
Net unrealized gains/(Losses) on revaluation	(2 639 913)	1 214 229
<i>Net cash flow from financing activities</i>	<u>(288 635)</u>	<u>(579 847)</u>
Net Increase/(decrease) in cash and cash equivalents	<u>(2 768 157)</u>	<u>3 982 527</u>
Cash and cash equivalents at beginning of year	<u>13 865 598</u>	<u>9 883 071</u>
Cash and cash equivalents at end of year	<u>11 097 443</u>	<u>13 865 598</u>

The statement of significant accounting policies and the accompanying notes form part of the financial statements.

Statement V
Statement of Comparison of Budget and Actual Amount
2024-2025 Unified Budget, Results and Accountability Framework
for the period ended 31 December 2025
(in US dollars)

	2024-2025 Core Budget Baseline	2024-2025 Core Operating Budget	Expense 2024	Expense 2025	Expense 2024-2025	Balance	Percentage implementation	
		(a)	(b)	(c)	(d) = (b+c)	(e) = (a-d)	(f) = (d/ a)	
I. Result Areas								
1	HIV prevention	22 092 000	15 809 800	8 498 800	5 378 938	13 877 738	1 932 062	87.8%
2	HIV testing and treatment	10 336 600	6 380 000	3 212 000	1 518 875	4 730 875	1 649 125	74.2%
3	Paediatric AIDS and vertical transmission	9 776 000	7 546 300	3 856 300	2 894 575	6 750 875	795 425	89.5%
4	Community-led responses	6 705 000	4 927 000	2 616 000	1 643 530	4 259 530	667 470	86.5%
5	Human rights	7 863 200	4 934 600	2 588 600	1 959 400	4 548 000	386 600	92.2%
6	Gender equality	8 593 000	6 119 000	3 241 000	1 963 345	5 204 345	914 656	85.1%
7	Young people	9 251 000	6 711 200	3 658 200	2 450 018	6 108 218	602 983	91.0%
8	Fully funded HIV response	3 052 200	1 649 600	901 600	364 740	1 266 340	383 260	76.8%
9	Integration and social protection	8 299 400	4 139 400	2 127 400	606 950	2 734 350	1 405 050	66.1%
10	Humanitarian settings and pandemics	8 031 600	5 783 100	3 300 100	594 828	3 894 928	1 888 172	67.4%
Total Cosponsors		94 000 000	64 000 000	34 000 000	19 375 198	53 375 198	10 624 802	83.4%
II. Core Functions								
1	Leadership, advocacy and communication	71 922 000	59 030 000	29 466 704	31 214 000	60 680 704	(1 650 704)	102.8%
2	Partnerships, mobilization and innovation	49 474 000	49 872 000	25 366 263	26 771 000	52 137 263	(2 265 263)	104.5%
3	Strategic information	43 926 000	34 606 000	17 215 078	18 699 000	35 914 078	(1 308 078)	103.8%
4	Coordination, convening & country implementation support	64 684 000	56 652 000	28 685 353	30 594 000	59 279 353	(2 627 353)	104.6%
5	Governance and mutual accountability	49 994 000	45 840 000	22 992 750	24 012 000	47 004 750	(1 164 750)	102.5%
Total Secretariat		280 000 000	246 000 000	123 726 148	131 290 000	255 016 148	(9 016 148)	103.7%
Grand Total		374 000 000	310 000 000	157 726 148	150 665 198	308 391 346	1 608 654	99.5%

Basis differences

Capitalization of assets	(789 309)	(275 083)
Loan repayment	(663 707)	(378 960)

Total basis differences (1 453 016) (654 043)

Timing differences

Expenses incurred in prior period against all funds	3 627 961	
---	-----------	--

Entity differences

Expenses under other funds	66 640 215	31 170 458
----------------------------	------------	------------

Total expense as per the Statement of Financial Performance (Statement II) 226 541 308 181 181 612

The statement of significant accounting policies and the accompanying notes form part of the financial statements.

¹ Due to the reduced level of funds mobilized in 2024 and 2025, the internal 2024-2025 Joint Programme operating budget was set at US\$ 160 million for 2024 and US\$ 150 million for 2025. The implementation rate for Joint Programme against the operating budget is 100% for Cosponsors and 99.5% for the Secretariat.

NOTES TO THE FINANCIAL STATEMENTS

1. Statement of objectives

The Joint United Nations Programme on HIV/AIDS (UNAIDS) was established through the Economic and Social Council (ECOSOC) resolution 1994/24 of 26 July 1994 to “undertake a joint and co-sponsored United Nations Programme on HIV/AIDS on the basis of co-ownership, collaborative planning and execution, and an equitable sharing of responsibility”. UNAIDS currently consists of eleven United Nations organizations referred to as Cosponsors.²

The Programme is headed by an Executive Director, appointed by the UN Secretary-General upon the recommendation of the Cosponsors, who reports to the Programme Coordinating Board which serves as the governing board of the Programme.

The objectives of UNAIDS are contained in the Memorandum of Understanding among Cosponsors establishing UNAIDS and in the Economic and Social Council of the United Nations (ECOSOC) resolutions 1994/24 and 1995/2.

The objectives of UNAIDS were further refined and updated in UNAIDS new vision and mission statement which were endorsed by the UNAIDS Programme Coordinating Board at its 26th meeting held in Geneva, from 22-24 June 2010. These are:

- **Uniting efforts** of the UN, civil society, governments, the private sector, global institutions and people living with and most affected by HIV;
- **Speaking out in solidarity** with the people most affected by HIV in defence of human dignity, human rights and gender equality;
- **Mobilizing resources** (political, technical, scientific and financial) and holding ourselves and others accountable for results;
- **Empowering agents of change** with strategic information and evidence to influence and ensuring that resources are targeted where they deliver the greatest impact;
- **Supporting inclusive country leadership** for sustainable responses that are integral to and integrated with national health and development efforts.

2. Basis of preparation and presentation

The accounts of UNAIDS are maintained in accordance with the Financial Regulations and Financial Rules of WHO, which provides administration in support of UNAIDS as per ECOSOC resolution 1994/24, and Article XI of the Memorandum of Understanding among Cosponsors establishing UNAIDS. The accounting policies and financial reporting practices applied by UNAIDS are therefore based upon the WHO Financial Regulations and Financial Rules.

The financial statements have been prepared on an accrual and going concern basis and in accordance with the requirements of International Public Sector Accounting Standards (IPSAS) using the historical cost convention. Investments and s are however recorded at fair value or amortized cost. Where a specific matter is not covered by IPSAS, the appropriate International Financial Reporting Standards (IFRS) have been applied.

The financial statements and notes are presented in United States dollars, and all values are rounded to the nearest US dollar, or as stated.

² When UNAIDS was established in 1994 the Joint Programme consisted of six UN system organizations: UNDP, UNICEF, UNFPA, WHO, UNESCO and the World Bank. Since that time, a further five UN agencies have become UNAIDS Cosponsors: UNODC, ILO, WFP, UNHCR and UN Women.

Financial period

The Programme's financial period for budgetary purposes is a biennium consisting of two consecutive years. The financial statements are prepared annually.

Functional currency and translation of foreign currencies

The functional and reporting currency of the Programme is United States dollar.

The foreign currency transactions are translated into United States dollars at the prevailing United Nations Operational Rate of Exchange, which approximates to the exchange rates at the dates of the transaction. The Operational Rates of Exchange are set once a month and revised mid-month if there are significant exchange rate fluctuations relating to individual currencies.

Assets and liabilities in currencies other than United States dollars are translated into United States dollars at the prevailing United Nations Operational Rates of Exchange year-end closing rate. Resulting gains or losses are accounted for in the Statement of Financial Performance.

Materiality and the use of judgements and estimates

Materiality is central for the preparation of UNAIDS financial statements. The process for reviewing accounting materiality provides a systematic approach to the identification, analysis, evaluation, endorsement, and periodic review of decisions taken involving the materiality of information spread over numerous areas of accounting.

The financial statements include amounts based on judgement, estimates and assumptions by the management. Changes in estimates are reflected in the period they become known. Estimates include, but are not limited to, defined benefit medical insurance and other post-employment benefit obligations (the value of which is calculated by an independent actuary); financial risk on accounts receivable accrued charges and the degree of impairment of fixed assets. Actual results could differ from these estimates.

Financial Statements

In accordance with IPSAS 1, a complete set of financial statements has been prepared as follows:

- Statement of Financial Position
- Statement of Financial Performance
- Statement of Changes in Net Assets/Equity
- Statement of Cash Flow
- Statement of Comparison of Budget and Actual Amounts: and
- Notes to the financial statements, comprising a description of the basis of preparation and presentation of the statements, a summary of significant accounting policies, and other relevant information.

The accounting policies set out below have been consistently applied in the preparation of the financial statements throughout the period.

Future accounting changes

The IPSAS Board has published the following new and amended standards:

Standard	Title	Effective date	Anticipated impact in year of adoption
IPSAS 1	Improvements to IPSAS 2024	1 January 2026	Improvements to IPSAS 1 relate to the classification of liabilities as current or non-current. Improvements to IPSAS 43 relate to interest rate benchmark reform and sale and leaseback transactions. These changes are not expected to significantly impact the UNAIDS consolidated financial statements.
IPSAS 43	Leases	1 January 2025	<p>Supersedes IPSAS 13 (Leases) and introduces the right-of-use model for lessees. On the basis of the right-of-use model, once the new standard has been adopted and the expiration of the validity of any transitional provisions has expired, most leases will be required to be capitalized, resulting in an increase in the amount of capitalized assets and the recording of related lease liabilities. Annual financial performance is expected to be broadly neutral as depreciation of leased assets and interest costs on the related lease liabilities will replace the currently recorded lease expenses.</p> <p>Due to the 2025 restructuring decision and the significant number of lease terminations currently underway, the planned implementation of IPSAS 43 has been postponed. Given the ongoing deliberations regarding the future operational footprint and possible transformation of the Organization, particularly in the context of UN80 reform process, the effective date of adoption will be determined after the process is finalized.</p>
IPSAS 46	Measurement	1 January 2025	This standard was developed to help improve measurement guidance across IPSAS. WHO/UNAIDS is currently assessing the impact of IPSAS 46 on the relevant areas of the financial statements.
IPSAS 47	Revenue	1 January 2026	<p>This standard sets out the accounting requirements for revenue transactions in the public sector and replaces IPSAS 9, 11 and 23. One major impact of the standard is that for all earmarked contributions, revenue recognition will be deferred until the agency meets its obligations.</p> <p>UNAIDS doesn't have earmarked contributions therefore the impact of this standard on UNAIDS will be limited as it will only affect the voluntary contributions revenue which are being recognized upon signature of the relevant agreement. UNAIDS is currently assessing the full impact of IPSAS 47 on the relevant areas of financial statements.</p>
IPSAS 48	Transfer Expenses	1 January 2026	<p>This standard sets out the accounting requirements for expenses arising from a transaction, other than taxes, in which an entity provides a good service or other asset to another entity, without directly receiving any good, service or other asset in return.</p> <p>UNAIDS is reviewing the changes within the standard, which is expected to significantly impact the timing of recognition of expenses under Direct Financial Cooperation, Grant Letter of Agreement and Direct Implementation modalities in the UNAIDS financial statements. UNAIDS expects that there will be sufficient time for implementation and that such implementation will require additional resources.</p>
IPSAS 49	Retirement Benefit Plans	1 January 2026	<p>This standard covers accounting and reporting requirements for public sector retirement benefit plans to improve the transparency and accountability of those plans.</p> <p>UNAIDS is a member of the United Nations Joint Staff Pension Fund (UNJSPF), a separate legal and reporting entity where the changes required by the standard are most applicable. The impact of this standard on the</p>

			UNAIDS financial statements is therefore anticipated to be very limited and any potential changes will be aligned with other UN Entities.
IPSAS 10, IPSAS 39, IPSAS 19, IPSAS 49 and, IPSAS 43	Amendments to IPSAS Standards: Specific IFRIC Interpretations	1 January 2026	These amendments add authoritative guidance to IPSAS Standards, based on four IFRIC Interpretations, to help entities better understand and apply existing IPSAS principles. UNAIDS does not foresee a significant impact on the consolidated financial statements resulting from these amendments.
IPSAS 50	Exploration for and Evaluation of Mineral Resources	1 January 2027	This standard provides guidance on accounting for exploration and evaluation expenditures, including the recognition of exploration and evaluation assets. This will not be applicable for UNAIDS.
Amendments to IPSAS 43, IPSAS 47, and IPSAS 48	Concessionary Leases and Other Arrangements Conveying Rights over Assets	1 January 2027	These amendments propose new accounting requirements for concessionary leases and right-of-use assets in-kind, and forms phase two of the Leases project, of which IPSAS 43 above is phase one. This will not be applicable for UNAIDS.
Amendments to IPSAS 1, IPSAS 3 and the Conceptual Framework	Definition of Material	1 January 2027	The objective of this project is to align the definition of material between the Conceptual Framework and the IPSAS Accounting Standards. WHO is reviewing the requirements of the project and will assess the impact in due course.
SRS 1	Climate related disclosures	1 January 2028	This standard will require public sector entities to disclose useful information about climate-related risks and opportunities to primary users of general-purpose financial reports for accountability and decision-making purposes. WHO is reviewing the requirements of the Standard and will assess the impact in due course.
IPSAS 51	Tangible Natural Resources Held for Conservation	1 January 2028	This standard provides guidance on the recognition, measurement, presentation, and disclosure of tangible natural resources held for conservation. This will not be applicable for UNAIDS.
IPSAS 33	First-time Adoption of Accrual Basis International Public Sector Accounting Standards	1 January 2028	This pronouncement proposes to clarify and restructure existing guidance and add new non-authoritative guidance to IPSAS 33, First-time Adoption of Accrual Basis IPSAS to help public sector entities adopt accrual basis IPSAS Standards. This will not be applicable for UNAIDS, as the Organization is already using accrual basis IPSAS.
IPSAS 46	Amendments to IPSAS Standards as a Result of the Application of IPSAS 46, Measurement	1 January 2028	The primary objective of this project was to amend relevant IPSAS Accounting Standards to add the current operational value measurement basis. WHO is reviewing the requirements of the project and will assess the impact in due course.

3. Significant accounting policies

3.1 Cash and cash equivalents

Cash and cash equivalents include cash on hand, deposits in transit, cash in bank and balances held by WHO on behalf of UNAIDS. These balances are held centrally by WHO and invested on behalf of UNAIDS in accordance with WHO's rules and practices. UNAIDS has adopted the disclosure notes of WHO to reflect the accounting policies for investments.

3.2 Investments and financial instruments held by WHO

Financial instruments are recognized when WHO/UNAIDS becomes a party to the contractual provisions of the instrument until such time when the rights to receive cash flows from those assets have expired or have been transferred and WHO/UNAIDS has substantially transferred all the risks and rewards of ownership.

The principles of IPSAS 41 in relation to the financial reporting of financial assets have been applied in the preparation of these financial statements, and in that respect the following criteria have been considered in determining the classification and measurement of the financial assets and liabilities:

- (a) the business model for managing the financial assets and liabilities; and
- (b) the contractual cash flow characteristics of the financial assets and liabilities.

These classification criteria determine which of the measurement bases to apply under IPSAS 41 for each category of financial asset or liability: amortised cost, fair value through net assets/equity, or fair value through surplus or deficit.

The financial assets and liabilities have been reclassified under IPSAS 41 as follows:

Financial assets at amortised cost are financial instruments that are held under the business model objective of hold financial assets to collect contractual cash flows (rather than selling the instrument prior to its contractual maturity to realise its fair value changes), where the contractual terms give rise on specified dates to cash flows that are solely payments of principal and interest on the principal amount outstanding.

Financial assets at fair value through net assets/equity are financial instruments that are held under a business model whose objective is achieved by both collecting contractual cash flows and selling financial assets, where the contractual terms give rise on specified dates to cash flows which are solely payments of principal and interest on the principal amount outstanding.

Financial assets or financial liabilities at fair value through surplus or deficit are other financial instruments which are not classified as either at amortised cost or at fair value through net assets/equity.

None of the WHO/UNAIDS financial assets or liabilities have been classified as at fair value through net assets/equity.

Under IPSAS 41 a single forward-looking impairment model is applied which requires the recognition of expected credit losses (ECL) at all times.

The minimum credit rating set in the WHO Investment Policy for any investment is A-/A3. The IPSAS 41 impairment model was applied to those financial assets which are classified as at amortised cost, specifically the term deposits and the bank account balances. The calculation of the ECL for the term deposits and for the bank balances yielded figures which were not material in the context of these financial statements, and they are therefore not disclosed.

3.3 Accounts receivable

Receivables are non-derivative financial assets with fixed or determinable payments that are not traded in an active market. Current receivables are for amounts due within 12 months of the reporting date, while non-current receivables are those that are due more than 12 months from the reporting date of the financial statements.

Voluntary contributions receivables are recognized based on the payment terms specified in a binding agreement between UNAIDS and the contributor. Where no payment terms are specified, the full amount receivable is recognized as currently due.

Receivables are recorded at their estimated net realizable value and not discounted as the effect of discounting is considered immaterial.

An allowance for doubtful accounts is recognized when there is a risk that the receivables may be impaired. Changes in the allowance for doubtful accounts are recognized in the Statement of Financial Performance (Statement II).

In accordance with WHO's Staff Regulations and Staff Rules, staff members are entitled to certain advances including those for salary, education and rent. The advances have an initial maturity of less than 12 months, and the carrying amount approximates fair value.

3.4 Inventories

UNAIDS inventory only comprises of publications on handheld for distribution, free of cost, and has no value.

3.5 Prepayments and deposits

Prepayments relate to amounts paid to suppliers for goods and services not yet received. Advances are made to UNDP to cover payments made on behalf of UNAIDS in accordance with the “Working Arrangement between the United Nations Development Programme (UNDP) and the Joint United Nations Programme on HIV/AIDS (UNAIDS) covering the provision of administrative support services by UNDP” signed in April 1996 and updated in June 2008. Deposits relate to amounts paid as security for the leasing of office space. Prepayments and deposits are recorded at cost.

3.6 Property, plant and equipment (PP&E)

Property, plant and equipment are stated at historical cost, less accumulated depreciation and any impairment losses. Assets with a value of US\$ 20 000 and greater, and leasehold improvements project with a value of US\$ 100 000 and greater, are recognized as non-current assets in the Statement of Financial Position. Effective 1 January 2025, the capitalization threshold for property, plant and equipment was increased from US\$ 5 000 to US\$ 20 000, as detailed in Note 4.1. This change was introduced to improve administrative efficiency in the management of assets, to align with the low-value asset threshold under IPSAS 43 and to ensure greater consistency with asset capitalization practices applied across other United Nations organizations.

Property, plant and equipment acquired through a non-exchange transaction are recognized at fair value at the date of acquisition. UNAIDS considers all assets of this type to be non-cash generating. Historical cost comprises the purchase price, any costs directly attributable to bringing the asset to its location and condition and the initial estimate of dismantling and site restoration costs. Packaging, freight and insurance charges are allocated at a rate of 10% of the purchase price and added to the asset value for non-local purchases. Assets that are purchased by UNAIDS for third parties that are not controlled by UNAIDS are expensed as incurred.

Depreciation is calculated on a straight-line basis over the asset’s useful life except for land, which is not subject to depreciation. Property, plant and equipment are reviewed annually for impairment. Given the expected pattern of usage of property, plant and equipment, there are no residual values following full depreciation. The depreciation start date depends on the date placed in service. When equipment is placed in service between the 1st and the 15th of the month, a full month of depreciation is recognized for that month and when equipment is placed in service from the 16th of the month, depreciation is recognized from the following month to ensure that the carrying amount is still considered to be recoverable. The estimated useful lives of the asset classes that make up property, plant and equipment are provided in the table below.

Asset Class	Estimated Useful Life (in years)
Land	N/A
Buildings - Permanent	60
Buildings - Mobile	5
Fixtures and fittings	5
Vehicles and transport	5
Office equipment	3
Communications equipment	3
Audio Visual equipment	3
Computer equipment	3
Network equipment	3
Security equipment	3
Other equipment	3

A gain or loss resulting from the disposal of property, plant and equipment arises where proceeds from disposal differ from their carrying amount. Those gains or losses are recognized in surplus or deficit in the Statement of Financial Performance.

Improvements are capitalized over the remaining life of the asset when the improvement results in an increase in the useful life of the asset or adds usable space. The residual value of the asset and the cost of the improvement will be amortized over the adjusted useful life (remaining life). Normal repair and maintenance costs are expensed in the year when the costs are incurred.

3.7 Intangible assets

Intangible assets are carried at cost less accumulated amortization and impairment. UNAIDS only recognizes intangible assets if the useful life of the asset is more than one year, and the value is above US\$ 100 000. Intangible assets are amortized over their estimated useful lives using the straight-line method. The estimated useful life of 'software acquired externally' is between two to six years.

Intangible assets are assumed to have a residual value of zero as intangible assets are not sold or transferred at the end of their useful life. Intangible assets are reviewed annually for impairment.

3.8 Leases

A lease is an agreement whereby the lessor conveys to the lessee (the Organization), in return for a payment or series of payments, the right to use an asset for an agreed period of time. Every lease is reviewed to determine whether it constitutes a finance or operating lease.

Lease agreements entered into for equipment or office premises are classified as operating leases unless they substantially transfer all of the risk and reward of ownership. Lease charges for operating leases are recognized in the Statement of Financial Performance as general operating expenses, based on the terms of the agreements for the period concerned so as to reflect the time pattern of benefit to UNAIDS.

Where UNAIDS is the lessor, lease revenue from operating leases is recognized as revenue on a straight-line basis over the lease term. All costs associated with the asset incurred in earning the lease revenue, including depreciation, are recognized as an expense.

Due to the 2025 restructuring decision and the significant number of lease terminations currently underway, the planned implementation of IPSAS 43 has been deferred

3.9 Contributions received in advance and deferred revenue

Contributions received in advance arise from legally binding agreements between UNAIDS and its donors whereby the funds are received in advance of the amounts concerned falling due to the Organization.

Deferred revenue derives from legally binding agreements between UNAIDS and its donors. Deferred revenue is recognized when:

- a contractual agreement is confirmed in writing by both the Organization and the contributor; and
- the funds are earmarked and due in a future period.

Deferred revenue is presented as current if the revenue is due within one year, and non-current if the revenue is due one year or more after the reporting date.

3.10 Accounts payable and accrued liabilities

Accounts payable are financial liabilities for goods and services that have been received by UNAIDS and invoiced but not yet paid for. Accrued liabilities are financial liabilities for goods or services that have been received by UNAIDS, and which have neither been paid for nor invoiced to UNAIDS. Accounts payable and accrued liabilities are recognized at cost, as the effect of discounting is considered not to be material.

3.11 *Employee benefits*

UNAIDS recognizes the following categories of employee benefits:

- short-term employee benefits;
- post-employment benefits;
- other long-term employee benefits; and
- termination benefits.

3.11a Short-term employee benefits

Short-term employee benefits are those that are expected to be settled within 12 months after the end of the year in which employees render the related service. These benefits include assignment benefits, compensated absences (for example, paid leave, such as annual leave), other short-term benefits and the current portion of long-term benefits provided to current employees. An expense is recognized when a staff member provides services in exchange for employee benefits. A liability is reported for any entitlement that has not been settled at the reporting date and represents the amount paid or expected to be paid to settle the liability. Owing to the short-term nature of those entitlements, the liabilities are not discounted for the time value of money and are presented as current liabilities.

3.11b Post-employment benefits

Post-employment benefits include pension plans, post-employment medical care and post-employment insurance. Also included are benefits to which eligible staff members are entitled on termination of their contracts and include repatriation grants, repatriation removal and repatriation travel. Post-employment benefits under defined benefit plans are measured at the present value of the defined benefit obligation (DBO) adjusted for unrecognized actuarial gains and losses and unrecognized past service costs.

United Nations Joint Staff Pension Fund

UNAIDS is a member organization participating in the United Nations Joint Staff Pension Fund (the "Fund"), which was established by the United Nations General Assembly to provide retirement, death, disability, and related benefits to employees. The Fund is a funded, multi-employed benefit plan. As specified in Article 3(b) of the Regulations of the Fund, membership in the Fund shall be open to the specialized agencies and to any other international, intergovernmental organization which participates in the common system of salaries, allowances and other conditions of service of the United Nations and the specialized agencies.

The Fund exposes participating organizations to actuarial risks associated with the current and former employees of other organizations participating in the Fund, with the result that there is no consistent and reliable basis for allocating the obligation, plan assets and costs to individual organizations participating in the Fund. UNAIDS and the Fund, in line with the other participating organizations in the Fund, are not in a position to identify UNAIDS's proportionate share of the defined benefit obligation, the plan assets and the costs associated with the plan with sufficient reliability for accounting purposes. Hence, UNAIDS has treated this plan as if it were a defined contribution plan in line with the requirements of IPSAS 39: Employee benefits. UNAIDS's contributions to the Fund during the financial period are recognized as expenses in the Statement of Financial Performance.

3.12 *Borrowing costs*

UNAIDS has taken an interest free loan from the Swiss Government and Canton de Genève jointly with WHO for the construction of the UNAIDS/WHO building in Geneva. There are no borrowing costs associated with this loan. Borrowings are currently stated at amortized cost; any difference between the proceeds and the redemption value is recognized in the Statement of Financial Performance over the period of the borrowings using the effective interest method. As the loan received by UNAIDS is an interest-free loan, the benefit to UNAIDS of this arrangement has been treated as an in-kind contribution.

3.13 Provisions and contingent liabilities and commitments

Provisions

Provisions are recognized for future liabilities and charges where UNAIDS has a present legal or constructive obligation as a result of past events, and it is probable that the Organization will be required to settle the obligation. Provisions are measured at the best estimate of the expenditure required to settle the present obligation at the reporting date, in accordance with IPSAS 19.

Provisions for restructuring are recognised when the Organization has detailed formal plan for the restructuring and has raised a valid expectation among those affected that it will carry out the restructuring by starting to implement the plan or announcing its main features. Only direct expenditures that are necessarily incurred to implement the restructuring and are not associated with ongoing activities (such as staff relocation or retraining) are included in the restructuring provision.

Contingent liabilities

A contingent liability is disclosed unless the possibility that it will be realized is remote. If it becomes probable that a contingent liability will be realized, a provision is recognized in the year in which the change of probability occurs.

Commitments

Commitments are future expenses and liabilities to be incurred on contracts entered into at the reporting date for which UNAIDS has minimal discretion, if any, to avoid in the ordinary course of operations. Commitments relating to employment contracts are excluded. Commitments are disclosed and include:

- capital commitments: aggregate amount of capital expenses contracted for but not recognized as paid or provided for at year end;
- contracts for the supply of goods or services that UNAIDS expects to be delivered in the ordinary course of operations;
- non-cancellable minimum lease payments;
- other non-cancellable commitments

3.14 Contingent assets

Contingent assets will be disclosed when an event gives rise to a probable inflow of economic benefits or service potential and there is sufficient information to assess the probability of the inflow of economic benefits or service potential.

3.15 Revenue recognition

Voluntary contributions - UNAIDS receives only voluntary contributions. Revenue from voluntary contributions is recorded when a binding agreement is signed by UNAIDS and its donors. Where (i) there are so-called "subject to clauses" in an agreement, or (ii) the total amount is indicative or not mentioned in the agreement and only confirmed upon release of the funds, UNAIDS does not control the resource and does not record the revenue and amount receivable until the cash is received. Where there are no payment terms specified by the contributor or payment terms are in the current accounting year, revenue is recognized in the current period. Where payment terms specify payment after the year end, the amount is reported as a deferred revenue liability. Where the start date of the contract is after 31 December, revenue is recognized in the future accounting year.

Contributions in-kind and in-service - Contributions of goods or services in-kind or in-service are recorded in the period in which the contribution was received by UNAIDS. They are recognized and reflected as revenue and expense under the non-core funds at the best estimate of fair value.

3.16 Expense recognition

UNAIDS recognizes expense at the point when goods have been received or services rendered (delivery principle) and accepted by UNAIDS and not when cash or its equivalent is paid.

3.17 Segment reporting-fund accounting

Fund accounting is a method of segregating resources into categories, (i.e. funds) to identify both the source and use of funds. Establishment of such funds helps ensure better reporting of revenue and expenses along with a distinguishable group of activities for achieving its objectives and making decisions for future allocation of resources.

The different types of funds for UNAIDS are core Unified Budget, Results and Accountability Framework funds, non-core Unified Budget, Results and Accountability Framework funds and other funds comprises by staff benefits fund, non-payroll staff entitlements funds, Building renovation fund and common fund). Any transfers between funds that would result in duplication of revenue and/or expense (including Programme Support Costs) are eliminated during consolidation. UNAIDS' assets and liabilities are not allocated to individual funds since ownership rests with the Programme, however, the balances against the respective funds and working capital reserve are recognized.

3.18 Statement of cash flow

The Statement of Cash Flow (Statement IV) is prepared using the indirect method.

3.19 Budget comparison

The Unified Budget, Results and Accountability Framework continues to be prepared on a modified cash basis and is presented in the financial statements as Statement V, Statement of Comparison of Budget and Actual Amounts. The Programme Coordinating Board provides approval of the Unified Budget, Results and Accountability Framework and the UNAIDS financial statements encompass all activities of the Programme.

As stipulated in IPSAS 24, the actual amounts presented on a comparable basis to the budget shall, where the financial statements and the budget are not prepared on a comparable basis, be reconciled to the actual amounts presented in the financial statements, identifying separately any basis, timing, presentation and entity differences. There may also be differences in formats and classification schemes adopted for the presentation of financial statements and the budget. As the bases used to prepare the budget and financial statements differ, and in order to facilitate a comparison between the budget and the financial statements, reconciliation between the actual amounts presented in Statement V to the actual amounts presented in Statement II and Statement IV are included in the notes to the financial statements.

4. Note on the restatement/reclassification of balances

4.1 Change in recognition threshold for property, plant and equipment

In 2025, the threshold for the recognition of property, plant and equipment was increased from US\$ 5 000 to US\$ 20 000, effective from 1 January 2025 as detailed in note 3.6. Under IPSAS 3 (Accounting Policies, Changes In Accounting Estimates and Errors), such a change is treated as a change in accounting policy and applied retrospectively. The relevant balances for 2024 have therefore been restated as follows:

Statement	Category	Financial statement line item	31 December 2024 (in US dollars)	Adjustment (in US dollars)	31 December 2024 (restated) (in US dollars)
Statement I	Assets	Property, plant and equipment	18,956,103	(145,980)	18,810,122
Statement II	Expenses	Equipment, vehicles and furniture	584,435	129,985	714,420
Statement II	Expenses	Depreciation and amortization	748,616	(30,468)	718,148
Statement III	Net Assets	Common funds	(10,357,145)	(46,464)	(10,403,609)

5 Supporting information to the statement of financial position

5.1 Cash and cash equivalents

Cash and cash equivalents comprise cash on hand, imprest bank account balances, petty cash, cash deposits in transit and balances held by WHO on behalf of UNAIDS. Cash and cash equivalents are held for meeting short-term cash commitments rather than for investment or other purposes. The balance also reflects cash and cash equivalents held in the portfolios managed by investment managers.

The total cash and cash equivalents stood at US\$ 11.1 million as at 31 December 2025 (US\$13.9 million as at 31 December 2024).

	31 December 2025	31 December 2024
	(in US dollars)	(in US dollars)
Cash on hand and at bank (imprest accounts)	107 443	80 598
Cash held on behalf of UNAIDS by WHO	10 990 000	13 785 000
Total cash and cash equivalents	11 097 443	13 865 598

5.2 Investments and financial instruments

Details of significant accounting policies and methods adopted, criteria for recognition and de-recognition, basis of measurement and basis on which gains, and losses are recognized are set out in the Accounting Policies.

The main objectives for investments are the preservation of capital, the maintenance of sufficient liquidity to meet all payments of liabilities on time and the optimization of income return. The Investment Policy reflects the nature of funds, which may be held for the short-term, pending programme implementation, or for the longer term in order to meet liabilities under the other long-term funds of the Organization.

	31 December 2025	31 December 2024
	(in US dollars)	(in US dollars)
Cash and cash equivalents held by WHO	11 097 443	13 865 598
Short term investments held by WHO	124 857 866	106 876 020
Financial Liabilities held by WHO	(357 000)	(880 000)
Total Investments and financial instruments	135 598 309	119 861 618

Short-term investments are funds related to pending programme implementation, which are invested in cash and high-quality, short-term, government, agency, corporate bonds and time deposits as defined in the approved Investment Policy. Investments included within 'financial assets at fair value through surplus and deficit' include fixed income securities and derivatives instruments held to cover projected liabilities and unexpected cash requirements. Financial assets in the externally managed portfolios designated upon initial recognition as at fair value through surplus or deficit are classified as short-term investments where the investment time horizon objective of these portfolios is less than or equal to a year. For short-term tactical investment reasons, the external managers of these portfolios may from time to time decide to lengthen temporarily the average duration of these portfolios to slightly longer than one year. This will not change the short-term classification of these financial assets unless the investment time horizon objective of the portfolio and the duration of its benchmark have been changed to more than one year. The investments in the 'held-

to-maturity' portfolio with a duration of less than one year are classified as current assets in the category 'financial assets at amortized costs'.

Long-term investments are for funds managed under the Terminal Payments Account as defined in the approved Investment Policy and are invested in high-quality, medium-dated and long-dated, government, agency and corporate bonds. The financial assets at fair value through surplus or deficit upon initial recognition in the Terminal Payments Fund investment portfolio are classified as long-term investments in accordance with the investment time horizon objective of the portfolio and the duration of its benchmark which are both greater than one year.

Financial Liabilities disclosed under "financial liabilities at fair value through surplus or deficit – held-for-trading" arise from derivative transactions such as foreign exchange forward contracts and interest rate swaps:

- derivative contracts transacted by the portfolio managers to adjust the currency and the interest rate exposures and positions of the portfolios, and
- forward foreign exchange contracts transacted by WHO to hedge the foreign exchange risk of future expenditure.

Risk exposure

UNAIDS shares the risk of WHO, which is exposed to financial risks including credit risk, interest rate risk, foreign currency exchange risk and investment price risk. Derivative financial instruments are used to hedge some of its risk exposures. In accordance with WHO Financial Regulations, funds not required for immediate use may be invested. All investments are carried out within the framework of the investment policy approved by the WHO Director General. Some portfolios are managed by external managers appointed by WHO to manage funds in accordance with a defined mandate. The Advisory Investment Committee reviews regularly the investment policies, the investment performance and the investment risk for each investment portfolio. The Committee is composed of external investment specialists who can make investment recommendations to the Director General of WHO.

Credit risk

UNAIDS shares similar credit risks to those of WHO and makes full disclosures with respect to the same. The WHO's investments are widely diversified in order to limit its credit risk exposure to any individual investment counterparty. Investments are placed with a wide range of counterparties using minimum credit quality limits and maximum exposure limits by counterparty (and by groups of related counterparties) established in investment mandates. These limits are applied both to the portfolios managed internally by the WHO Treasury Unit, and also to the portfolios managed by external investment managers. The WHO Treasury Unit monitors the total exposure to counterparties across all internally and externally managed portfolios to ensure that total counterparty exposure across portfolios are tracked and managed.

The credit risk and liquidity risk for cash and cash equivalents are minimized by investing only in major financial institutions that have received strong investment grade credit ratings from primary credit rating agencies. The WHO Treasury Unit regularly reviews the credit ratings of the approved counterparties and takes prompt action whenever a credit rating is downgraded.

Interest rate risk

UNAIDS is exposed to interest rate risk through short-term and long-term fixed income investments. The investment duration is a measure of sensitivity to changes in market interest rates, and the effective average duration of WHO's investment as at 31 December 2025 was 1.0 years for short-term investments (excluding bank deposits) and 6.3 years for long-term investments. An increase of 1 % in the interest rate would cause a decrease of 1.0% in the value of the short-term investments (excluding bank deposits) and a decrease of 6.3% in the value of the long-term investments. The interest rates on short-term bank deposits are fixed at the time of investment; their values are not affected by any subsequent movement in interest rates.

Fixed income derivatives may be used by external investment managers to manage interest rate risk under strict investment guidelines. Typically, the interest rate instruments are used for portfolio duration management and strategic interest rate positioning.

Foreign exchange currency risk

UNAIDS receives voluntary contributions and makes payments in currencies other than US dollars and it is exposed to foreign exchange currency risk arising from fluctuations in the currency exchange rates. Exchange gains and losses on the purchase and sale of currencies, revaluation of cash book balances and all other exchange differences are adjusted against the funds and accounts eligible to receive interest under the interest apportionment programme. Translation into US dollars of transactions expressed in other currencies is performed at the United Nations Operational Rates of Exchange prevailing at the date of transaction. Assets and liabilities that are denominated in foreign currencies are translated at the United Nations Operational Rates of Exchange year end closing rate. Forward foreign exchange contracts are transacted to hedge foreign currency exposures and to manage short-term cash flows. Realized and unrealized gains and losses resulting from settlement and revaluation of foreign currency transactions are recognized in the Statement of Financial Performance (Statement II).

Hedging foreign exchange exposures on future payroll costs

The value of non-dollar (i.e. Swiss Franc) payroll expenditures in 2026 has been protected from the impact of movements in foreign exchange rates against the US dollar. Protection has been affected through the transaction of forward currency contracts during 2025. As at 31 December 2025 the forward foreign currency exchange hedging contracts were CHF 2.1 million. Unrealized gain on these contracts amounted to US\$ 0.6 million as at 31 December 2025 (unrealized loss of US\$ 0.4 million as at 31 December 2024). Realized gains or losses on these contracts will be recorded on maturity of the contracts and applied during 2026.

Hedging foreign exchange exposures on receivables and payables

Currency exchange risk arises as a result of differences in the exchange rates at which foreign currency receivables or payables are recorded, and the exchange rates at which the cash receipt or payment is subsequently recorded. A monthly programme of currency hedging is in place to protect against this foreign currency risk. On a monthly basis the exposures in respect of accounts receivable and accounts payable exposures are netted by currency, and each significant net foreign currency exposure is bought or sold forward using a forward foreign exchange contract equal and opposite to the net currency exposure.

These exposures are re-balanced at each month end to coincide with the settings of the monthly United Nations Operational Rates of Exchange. Through this process the exchange gains or losses realized on the forward foreign currency contracts match the corresponding unrealized exchange losses and gains on the movements in the net accounts receivable and accounts payable. As of 31 December 2025, the total forward foreign currency hedging contracts by currency for UNAIDS were as follows:

Currency forward sold	Sum amount sold	Sum amount bought (US dollars)	Net unrealized gain/(loss) (US dollars)
Euro	180 000	212 376	612
Total		212 376	612

5.3 Accounts receivable

As at 31 December 2025, US\$ 36.2 million in contributions receivable was outstanding (US\$ 132.8 million as at 31 December 2024); which represents current receivables due in 2026.

With certain donors, UNAIDS signs agreements that may span many years of implementation. These agreements do not state the payment terms for the transfer of instalments; instead, they are reimbursed based on the quarterly expenses incurred. UNAIDS records the full amount of revenue in the financial year in which the agreement is signed and recognizes the full receivable as currently due. Reconciliation is made at the end date of the grant agreements. As at 31 December 2025, the total receivable shown as currently due under this arrangement was US\$ 35.1 million (US\$ 130.5 million at 31 December 2024).

	31 December 2025	31 December 2024
	(in US dollars)	(in US dollars)
Accounts receivable - current		
UBRAF - Core funds	453 269	65 929 017
UBRAF - Non-core funds	35 699 925	65 982 391
Total accounts receivable - current	36 153 194	131 911 408
Accounts receivable - non-current		
UBRAF - Core funds		
UBRAF - Non-core funds		896 224
Others		
Total accounts receivable - non current	-	896 224
Total accounts receivable	36 153 194	132 807 632

5.4 Staff receivables

In accordance with WHO's Staff Rules and Regulations, staff members are entitled to certain advances including salary, rent, education grant and travel advances. Advances are recovered periodically from staff salaries through payroll except for education grants which are settled at the end of the scholastic year.

International staff members are eligible to receive an advance equal to the estimated amount of education grant for each child at the beginning of the scholastic year and are settled at the end of the scholastic year.

As at 31 December 2025, US\$ 2.2 million in staff receivables was outstanding including salary advances, rental advances, travel advances and education grant advances (US\$ 2.2 million as at 31 December 2024). The education grant advances represent the advances made to staff members for the scholastic year 2025-2026.

	31 December 2025	31 December 2024
	(in US dollars)	(in US dollars)
Staff receivables		
Salary advances	136 881	113 352
Rental advances	46 168	38 448
Education Grant advances	1 844 611	1 973 795
Travel advances	17 602	41 353
Expected Sick Leave Insurance Contribution	117 158	-
Other staff receivables	13 887	78 804
Total staff receivables	2 176 307	2 245 752

5.5 Prepayments and deposits

The total value of prepayments as at 31 December 2025 was US\$ 0.6 million (US\$ 0.7 million as at 31 December 2024). Out of this amount US\$ 0.1 million represents payments to suppliers in advance of receipt of goods or services which will be charged to expense in 2026; US\$ 0.3 million relates to advances made to UNDP to cover payments made on behalf of UNAIDS. The remaining amount of US\$ 0.2 million relates to deposits. Deposits represent mainly the amounts given to landlords as a security to rent office space.

	31 December 2025	31 December 2024
	(in US dollars)	(in US dollars)
Prepayments and deposits		
Advances to UNDP	332 267	312 985
Advances to Suppliers	84 339	266 487
Deposits	180 086	122 248
Total prepayments and deposits	596 692	701 720

5.6 Other current receivables

As at 31 December 2025, US\$ 0.6 million in other receivables was outstanding (US\$ 0.6 million as at 31 December 2024) representing value added tax (VAT) receivables.

5.7 Inventories

The Secretariat only held publications for distribution with no realizable value. The cost of publications expensed during 2025 was zero.

5.8 Intangibles

The Secretariat has no intangible assets to report.

5.9 Property, plant and equipment (PP&E)

Building

The carrying value of the UNAIDS building at headquarters has been calculated at cost less depreciation. The building was constructed jointly with WHO and ownership is recognized at the 50% value with WHO. The land upon which the building was constructed was made available by the Swiss Government at no cost. The value of the land has therefore not been valued and disclosed in the financial statements.

The original cost of the building, amounting to US\$ 51.2 million (equivalent to CHF 66 million) reflects the expenditure accrued on the building up to its completion. The estimated useful life of the building has been assessed at 60 years, and depreciation has been calculated using the straight-line method, specifically on UNAIDS' share totalling US\$ 25.6 million.

Plant and equipment

As at 31 December 2025, the total value of recognized property, plant and equipment (net of accumulated depreciation) was US\$ 18.2 million (US\$ 18.8 million as at 31 December 2024 - restated). The value as at 31 December 2024 has been restated as detailed in Note 4. The details of plant and equipment are as follows:

Asset Category	1 January 25 (restated)	Additions	Depreciation	Disposals Transfers	31 December 2025	Cost	Accumulated depreciation
Building	17 929 411		(426 891)		17 502 520	25 613 444	(8 110 924)
Vehicles	810 441	275 083	(336 371)	(84 631)	664 522	1 989 320	(1 324 800)
Communications & IT Equipment	70 270	-	(24 801)	-	45 469	130 238	(84 769)
Other Equipment	-	-	-	-	-	103 104	(103 104)
Total property, plant and equipment	18 810 122	275 083	(788 063)	(84 631)	18 212 512	27 836 106	(9 623 597)

Assets value purchased during 2025 amounted to US\$ 275 083 and have been depreciated by US\$ 33 862, prorated to the date they were placed in the service using the straight-line method. Equipment with an original cost value totalling US\$ 1.7 million has been fully depreciated and remains in use by the Secretariat. In addition, equipment with an original cost value of US\$0.4 million (Net Book Value of US\$84,631) were disposed of during 2025.

5.10 Accounts payable

This represents the total amount outstanding to suppliers for goods and services. The total accounts payable for UNAIDS programme activities as at 31 December 2025 was US\$ 5.5 million (US\$ 5.1 million as at 31 December 2024).

	31 December 2025	31 December 2024
	(in US dollars)	(in US dollars)
Accounts payable		
Payables to suppliers	2 686 145	2 987 102
Non-staff meeting participants payable	100 573	86 508
Accrual of goods and services	2 734 616	2 009 284
Total - accounts payable	5 521 334	5 082 894

5.11 Staff payable

The total balance for staff payable as at 31 December 2025 was US\$ 0.4 million (US\$ 0.4 million as at 31 December 2024). These amounts relate to salaries payable and other staff payables.

	31 December 2025	31 December 2024
	(in US dollars)	(in US dollars)
Staff payables		
Salaries payable	301 711	399 481
Other staff payables	55 795	16 781
Total - staff payables	357 506	416 262

5.12 Accrued staff benefits

Accrued staff benefits include terminal payments, staff health insurance and illness insurance and liabilities due to service-incurred death or disability (Special Fund for Compensation). In addition, it includes provision for restructuring costs.

UNAIDS staff benefits liabilities (excluding provision for restructuring costs) are determined by professional actuaries. The actuarial studies commissioned determined various liabilities to be established to cover different staff benefits in accordance with IPSAS for WHO, UNAIDS and the other non-consolidated entities as at 31 December 2025. The professional actuarial studies were calculated based on personnel data and past payment experience.

	31 December 2025	31 December 2024
	(in US dollars)	(in US dollars)
Accrued staff benefits - current		
Terminal Payments	11 374 096	9 601 904
Special fund for compensation	1 784	8 935
Provision for restructuring	20 185 639	
Total accrued staff benefits - current	31 561 519	9 610 839
Accrued staff benefits -non-current		
Terminal payments	3 389 926	8 110 311
After-service health insurance	-	(11 208 380)
Special fund for compensation	145 212	407 678
Total accrued staff benefits - non-current	3 535 138	(2 690 392)
Accrued staff benefits -Total		
Terminal payments	14 764 022	17 712 215
After-service health insurance	-	(11 208 380)
Special fund for compensation	146 996	416 612
Provision for restructuring	20 185 639	
Total accrued staff benefits	35 096 657	6 920 447

Terminal Payments

The Terminal Payments Fund was established to finance the terminal emoluments of staff members, including repatriation grants, accrued annual leave, repatriation travel and removal on repatriation. It is funded by a salary and post adjustment budgetary provision.

Liabilities arising from repatriation benefits and annual leave are determined by independent consulting actuaries. However, the accrued leave is calculated on a walk-away basis – that is, as if all staff separated immediately – and, therefore, is not discounted.

The actuarial study as at 31 December 2025 has estimated the total liability for terminal payments (excluding annual leave) to be US\$ 7.7 million (US\$ 9.2 million as at 31 December 2024). This calculation did not include cost of end of service grant and separation by mutual agreement.

The annual leave entitlements stood at US\$ 7 million as at 31 December 2025 (US\$ 8.4 million as at 31 December 2024) representing a net decrease of US\$ 1.4 million, due to the effect of the policy revision on leave encashment and the ongoing reduction in staff numbers.

After Service Health Insurance

UNAIDS participates in a health insurance scheme which is managed as a separate entity, WHO Staff Health Insurance, and which has its own governance.

The scheme provides reimbursement of medically recognized health-care expenses incurred by staff members, eligible dependants and retired staff. It is financed through contributions from participants and from the Programme/UNAIDS.

UNAIDS recognizes its staff health insurance liability as a post-employment defined benefit obligation. Actuarial gains and losses are recognized directly in net assets/equity in accordance with IPSAS 39 (Employee Benefits).

The total defined benefit obligations as at 31 December 2025 determined by professional actuaries based on personnel data and past payments experience provided by WHO stood at US\$ 56.7 million (US\$ 137.4 million as of 31 December 2024) and the ASHI plan assets amounted to US\$ 180.3 million resulting in net funded asset of US\$ 123.7 million. This represents a funding position of 318% (108% on 31 December 2024). Following the new policy introduced by Staff Health Insurance (SHI) in July 2025 to retain any surplus contributions from participating entities, the funded assets, in compliance with IPSAS 39 have been capped to the value of the defined benefit liability. Therefore, the total fund assets above the asset ceiling of US\$ 123.7 million are not recognised in the UNAIDS financial statements.

The defined benefit obligation significantly decreased mainly due to the favourable revisions to demographic assumptions, curtailment of estimated benefits due to the restructuring as well as the change in currency mix for UNAIDS to reflect the correct UNAIDS footprint. The increase in the discount rate, the change in currency mix and a decrease in assumed future medical costs, were driven by economic conditions. The plan assets also increased in 2025 due to favourable market conditions, and consequently the overall net liability decreased to zero.

In accordance with IPSAS 39 (Employee Benefits), the actuarial loss of US\$ 25 million was transferred directly to net assets / equity in 2025 and an additional accrual of US\$ 13.8 million was charged to staff costs in the Statement of Financial Performance (Statement II).

Further details on Staff Health Insurance can be found in the Staff Health Insurance Annual Report

Special Fund for Compensation

In the event of a death or disablement attributable to the performance of official duties of an eligible staff member, the Special Fund for Compensation covers all reasonable medical, hospital, and directly related costs, as well as funeral expenses. In addition, the fund will also provide compensation to the disabled staff member (for the duration of the disability) or the surviving family members.

UNAIDS accounts for the Special Fund for Compensation as a post-employment benefit. Actuarial gains and losses are recognized in the net assets / equity in accordance with IPSAS 39 (Employee Benefits). As per the actuarial study, the total liability was US\$ 0.1 million at 31 December 2025 (US\$ 0.4 million as at 31 December 2024). The liability significantly decreased due to changes in exchange rates and the organization headcount. In accordance with IPSAS 39, the actuarial gain of US\$ 0.3 million (gain of US\$ 0.023 million in 2024) was transferred directly to net assets / equity in 2025 and an additional accrual of US\$ 0.06 million has been recognized by nature of expenses in the Statement of Financial Performance (Statement II).

Actuarial calculations

Description	After Service Health Insurance	Terminal Payments excluding Accrued Annual Leave	Special Fund for Compensation
	(in US dollars)	(in US dollars)	(in US dollars)
RECONCILIATION OF DEFINED BENEFIT OBLIGATIONS			
Defined Benefit Obligation at 31-Dec-2024	137 388 569	9 238 612	416 612
Service cost for 2025	3 930 623	357 503	41 112
Interest on Defined Benefit Obligation for 2025	1 566 958	495 916	16 771
(Actual ASHI Claims and Medicare Premiums Reimbursed during 2025)	(853 662)	(1 492 788)	
(Actual After Service Admin Expenses in 2025)	(42 174)		
Actual Contributions by After Service Participants in 2025	232 035		
Plan Amendments Adopted during 2025	(11,858,049)		
(Gain)/Loss on DBO Due to Financial Assumption Changes	(42,253,314)	179 728	(16 989)
(Gain)/Loss on DBO Due to Other Demographic Changes	(12 410 986)	(1 089 726)	(107)
Other (Gain)/Loss on Defined Benefit Obligation	(19 956 828)		(310,403)
Defined Benefit Obligation at 31-Dec-2025	55 743 171	7 689 245	146 996
RECONCILIATION OF ASSETS			
Market value of ASHI Assets at 31-12-2024, Gross of IBNP Reserve	149 813 738		
(Actual Total Gross Benefit Payments for 2025)	(5 129 789)	(1 492 788)	
(Actual Total SHI Administrative Expenses in 2025)	(253 429)		
Actual Total SHI Participant Contributions during 2025	3 687 013		
Actual Total Organization Contributions during 2025	6 786 534	1 492 788	
Interest on Net WHO-Administered SHI Assets for 2025	1 675 948		
Gain/(Loss) on Plan Assets during 2025	23 731 971		
Assets at 31-Dec-2025, for SHI Net of 470.1 Reserve	180 311 986	-	-
RECONCILIATION of Incurred-But-Not-Paid Reserve, Offset to Assets			
Incurred-But-Not-Paid Reserve at 31-12-2024	1 216 789		
Interest On Incurred-but-Not-Paid Reserve for 2025	13 385		
(Gain)/Loss on Incurred-But-Not-Paid Reserve	(332 971)		
Incurred-But-Not-Paid Reserve at 31-12-2025	897 203		
Net Assets (Gross Assets Minus Incurred-but-Not-Paid Reserve at 31-12-2025)	179,414,783		
RECONCILIATION OF FUNDED STATUS			
Defined Benefit Obligation (DBO)			
Active	42 733 373	7 689 245	146 996
Inactive	13 009 798	-	-
Incurred-But-Not-Paid Reserve at 31-12-2025	897 203		
Total Defined Benefit Obligation	56 640 374	7 689 245	146 996
(ASHI Plan Assets)	(180 311 987)		
Net (Surplus)/Deficit	(123 671 613)	7,689,245	146 996
Effect of Asset Ceiling	123 671 613		
Current (Asset)/Liability	0	4 299 319	1 784
Noncurrent (Asset)/Liability	0	3 389 926	145 212
Unrecognized Gain/(Loss)			
Net (Asset)/Liability Recognized in Statement of Financial Position	0	7 689 245	146 996
(Gain)/Loss on Defined Benefit Obligation	24 985 544	(909 998)	(327 499)
Current (Asset)/Liability		4 299 319	
Non-current (Asset)/Liability	0	3 389 926	
Net (Asset)/Liability Recognized in Statement of Financial Position	0	7 689 245	-
Annual Expense for 2025			
Service cost	3 930 623	357 503	41 112
Interest cost	(95 605)	495 916	16 771
Remeasurements	(11 858 049)	(909 998)	
Past Service (Credit)/Cost		-	
Expected Accounting Contributions during 2025	(8 023 031)	(56 579)	57 883
Expected Organization Contributions during 2026			
Contributions by UNAIDS for Active Staff	5 598 287	4 405 491	1 784
Contributions by UNAIDS for Inactives	471 340		
Total Expected Contributions for 2026	6 069 627	4 405 491	1 784
Sensitivity Analysis			
31 December 2025 Defined Benefit Obligation			
Current Medical Inflation Assumption Minus 1%	38 411 027		
Current Medical Inflation Assumption	55 743 171		
Current Medical Inflation Assumption Plus 1%	78 542 811		
Current Discount Rate Assumption Minus 1%	71 967 225	8 105 589	175 990
Current Discount Rate Assumption	55 743 171	7 689 245	146 996
Current Discount Rate Assumption Plus 1%	43 874 743	7 259 309	124 657

Actuarial methods and assumptions

Each year, the Programme identifies and selects assumptions and methods that will be used by actuaries in the year-end valuation to determine the expense and contribution requirements for the Programme's staff benefits. Actuarial assumptions are required to be disclosed in the financial statements in accordance with IPSAS 39. In addition, each actuarial assumption is required to be disclosed in absolute terms.

In 2025, a full valuation was performed to estimate the liabilities. Normally, a full valuation is done every three years.

Measurement Date

All plans	31 December 2025
-----------	------------------

Discount rate

Terminal Payments (other than accrued leave)	The discount rate used is 5% (Decrease from 5.5% in prior valuation). Based on a yield curve approach that reflects the expected cash flows with weights of 100% on the Aon USD AA Above Median Curve. The resulting discount rate is rounded to the nearest 0.1%.									
After Service Health Insurance	<p>In 2025, the valuation for Europe was split between Switzerland and Europe (excluding Switzerland). Rates used in the 2025 valuation are as follows: Switzerland — 1.6% (new in 2025). Europe (excluding Switzerland) - 4.4% (Increase from 1.1% in prior valuation). The Americas—5.7% (Decrease from 5.9% in prior valuation). Other Countries—5.5% (Increase from 5% in prior valuation).</p> <p>Specifically, the rate for Switzerland is a weighted average of the equivalent rates for Switzerland (1.3%) and the Euro Zone (4.4%), and 5.9% for the United States with the result rounded to the nearest 0.1%. Discount rates are based on the yields of high-grade corporate bonds. WHO uses a yield curve approach, which reflects the expected cash flows and assumed currency exposure—specific to the ASHI for UNAIDS.</p> <p>The liability is assumed to be incurred in Swiss Francs, euros and US dollars, based on approximate liability mix for UNAIDS and the following yield curves recommended by the United Nations were used: Switzerland - Aon Hewitt Swiss AA Corp. (excl. Regional) Yield curve Euro Zone - Aon Hewitt AA Corp. Yield curve United States - Aon AA Above Median curve</p> <p>The discount rates for the 31 December 2025 valuation are based on the currency mix of the after service health claims and the geographic locations of the UNAIDS offices. The resulting rates which are rounded to the nearest 0.1% are shown in the table below:</p> <table border="1" style="margin-left: auto; margin-right: auto;"> <thead> <tr> <th colspan="3">% of Rate for 2025</th> </tr> <tr> <th>Switzerland</th> <th>Euro Zone</th> <th>United States</th> </tr> </thead> <tbody> <tr> <td>50%</td> <td>20%</td> <td>30%</td> </tr> </tbody> </table>	% of Rate for 2025			Switzerland	Euro Zone	United States	50%	20%	30%
% of Rate for 2025										
Switzerland	Euro Zone	United States								
50%	20%	30%								
Special Fund for Compensation	The discount rate used is 4.2% (Increase from 3.7% in the prior valuation). Based on a yield curve approach that reflects the expected cash flows with weights of 15% on the Aon USD AA Above Median curve, 15% on the Aon Hewitt Swiss AA Corp. curve and 70% on the Aon Hewitt EUR AA Corp. Yield curve. The resulting discount rate is rounded to the nearest 0.1%.									

Annual General Inflation

Terminal Payments (other than accrued leave)	The weighted-average inflation rate used is 2.2% (Decrease from 2.3% in the prior valuation). The regional weightings used are 100% on United States rate. Rounding of the resulting weighted-average inflation rates for each plan to the nearest 0.1%.
After Service Health Insurance	In 2025, the valuation for Europe was split between Switzerland and Europe (excluding Switzerland). Rates used in the 2025 valuation are as follows: Switzerland - 0.9% (new in 2025). Europe - 2.1% (Decrease from 1.2% in prior valuation). The Americas - 2.4%. (Decrease from 2.5% in prior valuation) Other Countries - 2.3% (Decrease from 2.4 in prior valuation). The rates are based on the United Nations common assumptions (for long-duration plans) as directed by the United Nations System Task on Accounting Standards. Specifically, the rate for Switzerland is a weighted average of the rates for Switzerland (0.7%), the Euro Zone (2.1%) and 2.4% for the United States as directed by the United Nations System Task Force on Accounting Standards using the same weighted average methodology as the discount rate.
Special Fund for Compensation	The weighted-average inflation rate used is 1.9% (Decrease from 2.05% in prior valuation). The regional weightings used are 15% on Swiss; 70% on Euro Zone rate and 15% on United States rate. Rounding of the resulting weighted-average inflation rates for each plan to the nearest 0.1%.

Annual Salary Scale

All Plans	General inflation, plus 0.5% (Same as in prior valuation) for productivity growth, plus merit/promotion increases.
-----------	---

Actuarial Method

Repatriation Travel and Removal on Repatriation	Calculated using projected unit credit with service prorate, with an attribution period from the "entry on duty date" to separation. Plus 2% increase is applied for incurred but not yet paid benefits (IBNP)
Repatriation Grant, Termination Indemnity, and Grant in Case of Death	Calculated using the projected unit credit method with accrual rate proration. Plus 2% increase is applied for incurred but not yet paid benefits (IBNP)
Accrued Leave	The liability is set equal to the walk-away liability as if all staff separated immediately. Plus 2% increase is applied for incurred but not yet paid benefits (IBNP)
Abolition of Post, End-of-Service Grant, and Separation by Mutual Agreement	These benefits are considered termination benefits under IPSAS 39 and, therefore, excluded from the valuation.
Special Fund for Compensation	Calculated using projected unit credit, with an attribution period from the "entry on duty date" to separation.
After- Service Health Insurance	Liabilities are attributed using the projected unit credit method linearly from the "entry on duty date" to the earlier of the full eligibility date (the latest of age 55, 10 years of service, and five years of continuous service) and retirement date.

United Nations Joint Staff Pension Fund

UNAIDS is a member organization participating in the United Nations Joint Staff Pension Fund (the "Fund"), which was established by the United Nations General Assembly to provide retirement, death, disability and related benefits to employees. The Fund is a funded, multi-employer defined benefit plan. As specified in Article 3(b) of the Regulations of the Fund, membership in the Fund shall be open to the specialized agencies and to any other international, intergovernmental organization which participates in the common system of salaries, allowances and other conditions of service of the United Nations and the specialized agencies.

The Fund collectively exposes participating organizations to actuarial risks associated with the current and former employees of other organizations participating in the Fund, with the result that there is no consistent and reliable basis for allocating the obligation, plan assets and costs to individual organizations participating in the Fund. UNAIDS and the Fund, in line with the other participating organizations in the Fund, are not in a position to identify UNAIDS's proportionate share of the defined benefit obligation, the plan assets and the costs associated with the plan with sufficient reliability for accounting purposes. Hence, UNAIDS has treated

this plan as if it were a defined contribution plan in line with the requirements of IPSAS 39 (Employee benefits). UNAIDS's contributions to the Fund during the financial period are recognized as expenses in the Statement of Financial Performance.

The Fund's Regulations state that the Pension Board shall have an actuarial valuation made of the Fund at least once every three years by the Consulting Actuary. The practice of the Pension Board has been to carry out an actuarial valuation every two years. The primary purpose of the actuarial valuation is to determine whether the current and estimated future assets of the Fund will be sufficient to meet its liabilities into perpetuity. The Fund's published funding policy (available on the Fund's website) sets out the methods, processes and targets that are used to monitor the funding position and associated risks. This also includes the practice of utilizing an actuarial value of assets, which smooths short-term investment gains and losses for the purpose of reporting long-term solvency.

UNAIDS's financial obligation to the Fund consists of its mandated contribution, at the rate established by the United Nations General Assembly (currently at 7.9% for participants and 15.8% for member organizations) together with any share of any actuarial deficiency payments under Article 26 of the Regulations of the Pension Fund. Such deficiency payments are only payable if and when the United Nations General Assembly has invoked the provision of Article 26, following determination that there is a requirement for deficiency payments based on an assessment of the actuarial sufficiency of the Fund as of the valuation date. Each member organization shall contribute to this deficiency an amount proportionate to the total contributions which each paid during the three years preceding the valuation date. It has never been necessary to invoke Article 26, and no deficiency payments have ever been requested.

The latest actuarial valuation for the Fund was completed as at 31 December 2023, and the valuation as of 31 December 2025 is currently being performed. A roll forward of the participation data as at 31 December 2023 to 31 December 2024 was used by the Fund for the purpose of reporting an actuarial present value of accumulated plan benefits in its 2024 financial statements.

The actuarial valuation as at 31 December 2023 reported a funded ratio of actuarial assets to actuarial liabilities of 111.0% when future expected pension adjustments (cost-of-living indexation on benefits) were taken into account. The reported funded ratio was 152.0% when the current system of pension adjustments was not taken into account and would be the measure by which actuarial sufficiency is established under Article 26.

After assessing the actuarial sufficiency of the Fund, the Consulting Actuary concluded that there was no requirement, as at 31 December 2023, for deficiency payments under Article 26 of the Regulations of the Fund as the actuarial value of assets exceeded the actuarial value of all accrued liabilities under the plan. At the time of this report, the General Assembly has not invoked the provision of Article 26.

Should Article 26 be invoked due to an actuarial deficiency, either during the ongoing operation or due to the termination of the Fund, deficiency payments required from each member organization would be based upon the proportion of that member organization's contributions to the total contributions paid to the Fund during the three years preceding the valuation date. Total contributions paid to the Fund during the preceding three years (2022, 2023 and 2024) amounted to US\$ 10 192 million, of which 0.7% was contributed by UNAIDS.

During 2025, contributions paid by UNAIDS to the Fund amounted to US\$ 23 million (US\$ 23.9 million in 2024). Expected contributions due in 2025 are approximately US\$ 18.4 million.

Membership of the Fund may be terminated by decision of the United Nations General Assembly, upon the affirmative recommendation of the Pension Board. A proportionate share of the total assets of the Fund at the date of termination shall be paid to the former member organization for the exclusive benefit of its staff who were participants in the Fund at that date, pursuant to an arrangement mutually agreed between the organization and the Fund. The amount is determined by the United Nations Joint Staff Pension Board based on an actuarial valuation of the assets and liabilities of the Fund on the date of termination; no part of the assets which are in excess of the liabilities are included in the amount.

The United Nations Board of Auditors carries out an annual audit of the Fund and reports to the Pension Board and to the United Nations General Assembly on the audit every year. The Fund provides weekly information on its investments, and it can be viewed by visiting the Fund at www.unjspf.org.

5.13 Deferred revenue

As at 31 December 2025 deferred revenue amounted to US\$ 1 million (US\$ 2.3 million as at 31 December 2024). This represents multi-year pledges made in 2024 for which the revenue recognition has been deferred to future financial periods.

	31 December 2025	31 December 2024
	(in US dollars)	(in US dollars)
Deferred revenue - current		
UBRAF - Core funds		
UBRAF - Non-core funds	1 001 224	1 445 209
Total deferred revenue - current	<u>1 001 224</u>	<u>1 445 209</u>
Deferred revenue - non-current		
UBRAF - Core funds		-
UBRAF - Non-core funds		896 224
Total deferred revenue - non-current	<u>-</u>	<u>896 224</u>
Total deferred revenue	<u>1 001 224</u>	<u>2 341 433</u>

5.14 Long-term borrowings

At its 12th meeting in May 2004, the Programme Coordinating Board endorsed UNAIDS' negotiation of a direct loan with the Swiss Confederation for the construction of a new building in Geneva for UNAIDS and WHO at an estimated cost of CHF 66 million, of which UNAIDS' share was estimated at CHF 33 million. In December 2003, the Swiss Confederation agreed to provide an interest-free loan of CHF 59.8 million, of which UNAIDS' share is CHF 29.9 million. The repayment over a 50-year period of UNAIDS' share of the interest-free loan provided by the Swiss Confederation is made through the reallocation of funds otherwise expended on the rental of office space with effect from the first year of the completion of the building. The building was completed in November 2006. The amount under Buildings includes US\$ 25.6 million which represents the 50% share of UNAIDS' expense incurred on the building up to 31 December 2007.

The outstanding amount of the loan was discounted using the Swiss Confederation 30-year bonds rate was 0.431% at 31 December 2025 (0.369% for 2024). As at 31 December 2025, the total amount outstanding on the loan was US\$ 22.4 million (US\$20.1 million in 2024). In 2025, the Swiss Confederation offered WHO/UNAIDS the conditional cancellation of loan repayments of 299 000 Swiss francs, in each of 2025 and 2026, under specific conditions over the coming 10 years. As WHO/UNAIDS have not yet met these conditions, the loan amounts totalling 0.6 million Swiss francs have been retained in the outstanding amount of the loan as at 31 December 2025.

The repayment of the loan commenced in accordance with the loan agreement and is made up as follows:

	31 December 2025	31 December 2024
	(in US dollars)	(in US dollars)
Long-term borrowings - current	378 961	663 707
Long-term borrowings - non current	22 043 996	19 407 972
Total long-term borrowings	22 422 957	20 071 679

In 2025

The maturity of these liabilities is as follows:

2025	WHO/UNAIDS Building
Under one year	378 961
One to five years	3 031 684
Five years+	19 012 312
Total long-term borrowings	22 422 957

5.15 Other current liabilities

As at 31 December 2025, US\$ 0.23 million in other current liabilities (US\$ 0.24 million as at 31 December 2024), these represent accrued pension liability made by UNAIDS on behalf of temporary staff.

	31 December 2025	31 December 2024
	(in US dollars)	(in US dollars)
Other Current Liability		
Accrued Pension Liability	232 312	238 140
Financial liability	910	2 340
Total - Other Current Liability	233 222	240 480

5.16 Changes in net assets/equity

For the financial year ended 31 December 2025, the net assets/equity decreased by US\$ 111.3 million, of which US\$ 86.5 million is related to a deficit during 2025 (compared to a surplus of 6.6 million in 2024) and US\$25 million is related to actuarial loss under ASHI and 0.3 million is related to an actual gain under Special Fund for Compensation. Both loss and gain have been transferred directly to net assets/equity in accordance with IPSAS 39 (Employee benefits).

In line with the Programme Coordinating Board's approval to fund the annual replenishment of the Building Renovation Fund, in 2025 the Executive Director authorized the transfer of a total of US\$ 0.43 million from the fund balance towards the Building Renovation Fund. The Programme Coordinating Board during its 56th meeting held from 24 – 26 June 2025 took note of the Executive Director's decision.

Funded staff-related liabilities amounted to US\$ 9.0 million as at 31 December 2025 (US\$ 16.7 million as at 31 December 2024), representing a net decrease of US\$ 7.7 million during the year.

The Staff Benefits Fund balance excludes the Staff Health Insurance (SHI) net defined benefit asset of US\$ 123 million. Although the actuarial valuation reflects a surplus position, recognition of a net defined benefit asset is subject to the asset ceiling requirements under IPSAS 39. Under the SHI/GOC rules, any funding surplus generated by participating entities is retained within the SHI scheme and may not be returned to participating entities, except under limited circumstances such as dissolution or approved withdrawal.

As the Organization does not have an unconditional right to a refund of the surplus nor the ability to reduce future contributions unilaterally, the economic benefits associated with the actuarial surplus are not considered available to the Organization. Accordingly, the surplus has not been recognized within the Staff Benefits Fund.

The non-payroll staff entitlements fund stood at US\$ 9.6 million as at 31 December 2025 (US\$ 8.5 million as at 31 December 2024), a net increase of US\$ 1.1 million.

5.17 Operating Reserve Fund

Pending receipt of core contributions, implementation of the Unified Budget, Results and Accountability Framework may be financed from the Operating Reserve Fund (ORF), which was established by the Programme Coordinating Board in June 1996. The rules and procedures guiding the use of the ORF by the Executive Director were decided by the Programme Coordinating Board at its sixth meeting held in Geneva in May 1998. During the 56th meeting, PCB approved the use of US\$ 15 million from ORF to cover the immediate financial requirement of the Secretariat restructuring implementation.

5.18 Building Renovation Fund

The Building Renovation Fund was established by the Programme Coordinating Board at its 30th meeting in June 2012. This fund has been set up to meet the future costs of major repairs of alterations to, and investments in, the UNAIDS office building.

The Programme Coordinating Board also approved the annual replenishment of the fund for an amount equivalent to the accumulated depreciation of the UNAIDS building. In line with the decision of the Programme Coordinating the Building Renovation Fund was increased by US\$ 0.43 million in 2025 (same amount as in the previous year).

In 2025, US\$ 0.4 million in interest income and US\$ 0.5 million in rental income were credited to the renovation fund, offset by a US\$ 0.6 million expense for building renovation.

6. Supporting information to the Statement of Financial Performance

6.1 Statement overview

The Statement of Financial Performance consolidates revenue and expenses for all activities throughout the Programme. The statement segregates operating activities from those arising from financing operations.

6.2 Revenue

Voluntary contributions to the Joint Programme totalled US\$ 87.7 million (US\$ 225.3 million for 2024). Out of which US\$ 82.7 million from governments; US\$ 3 million from UNAIDS Cosponsors; and a net of US\$ 2 million from other operating revenue, received from intergovernmental organizations, other United Nations Organizations, institutions, and the private sector. US\$ 1.3 million in miscellaneous income, primarily from refunds by partners on closed projects related to the previous financial period (US\$ 1 million in 2024). No revenue was received from exchange transactions in 2025.

Revenue	UBRAF Core Funds	UBRAF Non-core and other funds	Total 2025	Total 2024
	(in US dollars)	(in US dollars)	(in US dollars)	(in US dollars)
Voluntary contributions				
Governments	59 906 969	22 813 461	82 720 430	217 264 763
Cosponsors	-	2 948 898	2 948 898	2 853 819
Others	69 085	1 979 317	2 048 402	5 141 457
Sub- total voluntary contributions	59 976 054	27 741 676	87 717 730	225 260 039
Miscellaneous	717 959	561 680	1 279 639	1 042 052
Total revenue	60 694 013	28 303 356	88 997 369	226 302 091

6.3 Expense

UNAIDS recognizes expense at the point when goods have been delivered or services rendered and accepted by UNAIDS. An encumbrance represents a firm commitment or obligation for goods and services which have not been delivered. Encumbrances are not reported in the Statement of Financial Performance (Statement II).

6.3.1 Staff and other personnel costs

Staff and other personnel costs represent the total cost of employing staff at all locations, including remuneration of base salary, post adjustment and any other type of entitlements (e.g., pension and insurance) paid by the Programme. Staff costs also include the decrease in the SHI actuarial liability which is recognized as expense in the Statement of Financial Performance.

Description	31 December 2025	31 December 2024
	(in US dollars)	(in US dollars)
Salary cost	101 281 279	103 251 364
Actuarial cost	(13 184 384)	(4 782 506)
Accrued termination payments due to the restructuring	20 185 639	
Other personnel costs	5 080 559	7 275 402
Total staff cost	113 363 093	105 744 260

6.3.2 Transfers and grants to counterparts

Transfers and grants to counterparts represent grants provided to national counterparts, letters of agreements signed with UN entities, non-profit non-governmental organizations and academic institutions to perform activities to help achieve specific objectives of the UNAIDS Secretariat and transfers to UNAIDS Cosponsors for their share of the Unified Budget, Results and Accountability Framework for 2022-2026. Transfers and grants to governments are referred to as direct financial cooperation. Funds are normally expensed at the time of transfer to the contractual partner.

Description	31 December 2025	31 December 2024
	(in US dollars)	(in US dollars)
Direct financial Cooperation	765 968	1 316 010
Letter of Agreements	34 674 239	63 420 164
Total transfers and grants to counterparts	35 440 207	64 736 174

6.3.3 Contractual services

Contractual services represent expenses for service providers. The main components are Agreements for Performance of Work (APWs), consulting contracts given to individuals to perform activities on behalf of the Programme.

Description	31 December 2025	31 December 2024
	(in US dollars)	(in US dollars)
Contractual services	16 520 372	34 755 669
Security expenses	1 267 472	823 045
Training	695 831	1 120 467
Direct implementation and Special service agreements	179 958	202 128
Total Contractual Services	18 663 633	36 901 309

6.3.4 General operating expenses

General operating expenses represent expenses related to general operations in support of headquarters, regional and country offices. This includes costs such as utilities, telecommunications and rent.

Description	31 December 2025	31 December 2024
	(in US dollars)	(in US dollars)
General operating expenses	10 267 905	11 438 411

6.3.5 Travel

Travel of staff, meeting participants and consultants paid by UNAIDS are included in the total travel costs. Travel expenses include airfare, per diem and other travel related costs.

Description	31 December 2025	31 December 2024
	(in US dollars)	(in US dollars)
Travel	2 463 265	6 288 587

6.3.6 Equipment vehicles and furniture

Total expenses for 2025 were US\$0.2 million (US\$0.7 million for 2024 restated), which represents purchases of items below the capitalization threshold.

Description	31 December 2025	31 December 2024 (restated)
	(in US dollars)	(in US dollars)
Equipment, vehicles and furniture	195 249	714 420

6.3.7 Depreciation

Depreciation has been charged on property, plant and equipment (PP&E) using the straight-line method. Depreciation is the expense resulting from the systematic allocation of the amounts on the PP&E over their useful lives. The useful life of the building has been estimated at 60 years. The useful lives of furniture and vehicles have been estimated at five years and equipment has been estimated at three years.

Description	31 December 2025	31 December 2024 (restated)
	(in US dollars)	(in US dollars)
Depreciation	788 063	718 148

6.4 Finance revenue (cost)

The total interest earnings were US\$ 7.3 million for the financial period ended 31 December 2025; net realized foreign exchange gain of US\$ 0.01 million; actuarial revaluation loss on Terminal Payment fund of US\$ 0.5 million; net unrealized foreign exchange losses on revaluation of the accounts receivables and Swiss loan adjustments amounted to US\$ 2.6 million; realized foreign exchange gains on balance sheet hedging amounted to US\$ 0.5 million and actuarial interest revenue related to valuation of Terminal Payments and Special Fund for Compensation for US\$ 0.9 million. This has resulted in a net total financial revenue amount of US\$ 5.6 million for year ended 31 December 2025 (US\$ 6.7 million in 2024).

Finance revenue/(cost)	31 December 2025	31 December 2024
	(in US dollars)	(in US dollars)
Interest	7 338 029	6 789 975
Net realized foreign exchange gains or (losses)	12 499	(148 900)
Actuarial revaluation (losses) or gains on Terminal Payments Funds	(495 915)	(425 217)
Bank charges and investment management fees	(3 778)	(2 445)
Net unrealized foreign exchange (losses) or gains on revaluation	(2 639 913)	1 214 230
Realised foreign exchange gains or (losses) on balance sheet hedging	498 332	(255 481)
Actuarial interest revenue related to valuation of Terminal Payments Fund and Special Fund for Compensation	893 227	(440 127)
Total net finance revenue	5 602 481	6 732 034

7. Segment reporting

Schedule 1. Statement of Financial Performance by Segments, all sources of funds, for the year ended 31 December 2025 (in US dollars)

	UBRAF Core Funds	UBRAF Non-Core Funds	Other Funds							TOTAL	
			Terminal Payments	Non-payroll Entitlements	Special Fund for Compensation	Staff Health Insurance	Building Ren. Fund	Common Fund	Eliminations		Sub-total non-core and other funds
Revenue											
Voluntary contributions											
Governments	59 906 969	22 813 461								22 813 461	82 720 430
Cosponsoring organizations	-	2 948 898								2 948 898	2 948 898
Others	69 085	1 979 317								1 979 317	2 048 402
Appropriation										-	-
Sub-total voluntary contributions	59 976 054	27 741 676								27 741 676	87 717 730
Miscellaneous	717 959	89 338					472 342			561 680	1 279 639
Total revenue	60 694 013	27 831 014	-	-	-	-	472,342	-	-	28 303 356	88 997 369
Programme Support Costs		3 534 356							(3 534 356)	-	-
Payroll transfers to accrual funds			1 407 719	6 372 462					(7 780 181)	-	-
Total revenue	60 694 013	31 365 370	1 407 719	6 372 462	-	-	472 342	-	(11 314 537)	28 303 356	88 997 369
Expense											
Staff and other personnel costs	109 148 309	20 052 288	726 841	4 951 887	41 112	(13 777 163)	-		(7 780 181)	4 214 783	113 363 093
Transfers and grants to counterparts	21 549 254	13 890 953								13 890 953	35 440 207
Contractual services	8 196 158	9 614 601		274 129			578 744			10 467 475	18 663 633
General operating expenses	10 249 476	394 915					2 475	(378 960)		18 429	10 267 905
Travel	1 397 546	1 016 390	44 887	4 441						1 065 719	2 463 265
Equipment, vehicles and furniture	180 338	14 910								14 910	195 249
Programme Support Costs		3 534 356							(3 534 356)	-	-
Depreciation								788 063		788 063	788 063
Appropriation										-	-
Total expense	150 721 082	48 518 413	771 728	5 230 458	41 112	(13 777 163)	581 219	409 103	(11 314 537)	30 460 332	181 181 414
Financial revenue/(cost)	5 331 641		2 522 283		(16 771)		405 240	(2 639 913)		270 839	5 602 481
Total Surplus/(Deficit) by fund	(84 695 428)	(17 153 043)	3 158 274	1 142 004	(57 883)	13 777 163	296 363	(3 049 015)	-	(1 886 137)	(86 581 565)

8. Comparison of budget and actual amounts

UNAIDS Programme Budget is established on a modified cash basis and is approved by the Programme Coordinating Board.

UNAIDS' budget and financial accounts are prepared using two different accounting basis. The Statement of Financial Position, Statement of Financial Performance, Statement of Changes in Net Assets and Statement of Cash Flow are prepared on a full accrual basis, whereas the Statement of Comparison of Budget and Actual Amounts (Statement V) is prepared on a modified cash basis.

As required by IPSAS 24, reconciliation has been provided between the actual amounts on a comparable basis as presented in Statement V and the actual amounts in the financial accounts identifying separately any basis, timing, presentation and entity differences.

Basis differences - occur when the approved budget is prepared on a basis other than the full accrual accounting basis. Basis differences include the depreciation and capitalization of assets and repayment of the principal on the outstanding loan from the Swiss Confederation.

Timing differences - occur when the budget period differs from the reporting period reflected in the financial statements.

Presentation differences - are due to differences in the format and classification schemes adapted for presentation of Statement of Cash Flow and Statement of Comparison of Budget and Actual Amounts.

Entity differences - include expenses under non-core funds, which are financed from other sources and are not included in the Unified Budget Results and Accountability Framework approved by the Programme Coordinating Board.

Reconciliation between the actual amounts on a comparable basis in the Statement of Comparison of Budget and Actual Amounts (Statement V) and the actual amounts in the Statement of Financial Performance (Statement II) and Statement of Cash Flow (Statement IV) for the year ended 31 December 2025 are presented below.

Reconciliation of Budget Utilization (Statement V) with Statement of Cash Flow (Statement IV) as at 31 December 2025

	2025			
	Operating	Investing	Financing	Total
	(in US dollars)	(in US dollars)	(in US dollars)	(in US dollars)
Actual amount on budget implementation (Statement V)	(150 665 000)			(150 665 000)
Basis Difference	(654 043)	(18 504 846)	(288 635)	(19 447 524)
Entity Difference	31 170 458			31 170 458
Presentation Difference	143 556 411	(7 482 019)		136 074 392
Actual Amount in Statement of Cash Flow (Statement IV)	23 407 825	(25 986 864)	(288 635)	(2 867 674)

9. Administrative waivers, amounts written off and, ex-gratia payments

During the financial year ended 31 December 2025, there were no administrative waivers, amounts written off or ex-gratia payments.

10. Related party and senior management disclosure

Key management personnel of UNAIDS consists of all staff members graded at the D1 level and above as they have the authority and responsibility for planning, directing and controlling the activities of UNAIDS.

The aggregate remuneration paid to key management personnel includes salaries, allowances, and statutory travel and other entitlements paid in accordance with the Staff Rules and Regulations applicable to all staff.

Key management personnel are members of the UN Joint Staff Pension Fund (UNJSPF) to which the personnel and UNAIDS contribute and are also eligible for participation in the Staff Health Insurance scheme including the after service medical insurance scheme if they meet the eligibility requirements.

During the year, no loans were granted to key management personnel beyond those available to staff outside this group.

Key Management Personnel

(in US dollars)

Number of individuals	25
Compensation and post adjustment	5 876 069
Entitlements	537 853
Pension and Health Plans	1 843 756
Total remuneration 2025	8 257 679
Outstanding advances against entitlements	228 491
Outstanding loans (in addition to normal entitlements if any)	-

11. Events after the reporting date

The Programme's reporting date is 31 December 2025. On the date of the certifying of these accounts, no material events, favourable or unfavourable, occurred between the balance sheet date and the date when the financial statements have been authorized for issue that would have impacted these statements.

12. Contingent liabilities, commitments and contingent assets

Contingent Liabilities

As of 31 December 2025, three (3) outstanding appeals were pending before the WHO Global Board of Appeal (GBA) in respect of UNAIDS former and serving staff. The respective recommendations from the GBA for decision by the UNAIDS Executive Director is expected during 2026. Furthermore, 13 (thirteen) outstanding personnel matters (complaints), submitted during the period of 2020-2025, were pending with the ILO Administrative Tribunal as at the above-referenced and therefore are not practicable to disclose as the likelihood of repayment has been determined to be remote. There are no cases involving contractual disputes that are to be considered contingent liabilities.

Operating leases

The Secretariat enters into operating lease arrangements for the use of country, regional and liaison offices premises. Some of the operating lease agreements contain renewal clauses which enable the Secretariat to extend the terms of the leases at the end of the original lease terms and escalation clauses that may increase annual rent payments based on increases in the relevant market price indexes in the respective countries where country, regional and liaison offices are located. Future minimum lease rental payments for the following periods are:

	<u>31 December 2025</u>	<u>31 December 2024</u>
Operating leases		
Within one year	618 357	603 863
Later than one year but not later than five years	521 104	2 075 586
Later than five years		367 337
Total operating leases	<u>1 139 461</u>	<u>3 046 786</u>

Commitments

As at 31 December 2025, UNAIDS had commitments for the acquisition of good and services contracted but not yet delivered totalling US\$ 3.1 million (US\$ 8.7 million for 2024).

The following tables present the open purchase orders for which UNAIDS had not received the related goods or services as at 31 December 2025.

	<u>31 December 2025</u>	<u>31 December 2024</u>
	(in US dollars)	(in US dollars)
Property, Plant and Equipment		496 621
Goods	30 821	171 976
Services	3 075 234	8 011 447
Total commitments	<u>3 106 055</u>	<u>8 680 044</u>

Contingent Assets

In accordance with IPSAS 19, contingent assets will be disclosed for cases where an event will give rise to a probable inflow of economic benefits. As at 31 December 2025, there were no material contingent assets to disclose.

Schedule 2

Unified Budget, Results and Accountability Framework - Core funds
Details of revenue for the period 01 January 2025 to 31 December 2025

(in US dollars)

Voluntary contributions	Funds made available towards 2025 UBRAF Core funds
Governments	
Andorra	17 177
Australia	3 115 265
Belgium	3 476 246
Belgium Flanders	878 220
Cambodia	100 000
China	250 000
Denmark	5 547 850
Germany	7 174 110
Ireland	2 693 966
Japan	160 000
Luxembourg	2 675 491
Monaco	159 224
Netherlands	24 261 603
Norway	1 772 892
Poland	134 799
Portugal	292 330
Spain	1 754 462
Thailand	100 000
Turkey	10 000
United Kingdom of Great Britain & Northern Ireland	5 333 333
<i>Sub-total Governments</i>	59 906 969
Other	
UNFCU	15 215
Others	53 870
<i>Sub-total - Other</i>	69 085
<i>Miscellaneous</i>	717 959
<i>Total operating revenue</i>	60 694 013
<i>Finance revenue</i>	5 331 655
TOTAL	66 025 668

Schedule 3

Unified Budget, Results and Accountability Framework - Non-core funds
Details of revenue for the period 01 January 2025 to 31 December 2025

(in US dollars)

Voluntary contributions	In-Cash	In-Service	Total
Governments			
Australia	4 190 241		4 190 241
Belgium		183 000	183 000
Cameroon	577 749		577 749
Canada	1 713 263		1 713 263
China	2 096 322		2 096 322
Denmark	308 490		308 490
France	1 858 668	319 500	2 178 168
Germany	2 427 576	187 000	2 614 576
Italy		488 208	488 208
Kazakhstan	40 000		40 000
Laos	53 500		53 500
Luxembourg	2 428 805	121 000	2 549 805
Netherlands	1 116 588	338 667	1 455 255
Nigeria	500 000		500 000
Sri Lanka	29 100		29 100
Switzerland	68 482	171 000	239 482
United States of America (CDC)	5 763 068	307 000	6 070 068
Zimbabwe	105 000		105 000
Adjustment to United States of America (CDC) Revenue	(2 010 509)		(2 010 509)
Adjustment to United States of America (USAID) Revenue	(660 000)		(660 000)
Canton de Genève, Switzerland		91,743 ⁽¹⁾	91 743
Sub-total Governments	20 606 343	2 207 118	22 813 461
Cosponsoring Organizations			
UNDP	217 107		217 107
UNFPA	2 120 065		2 120 065
UNHCR	202 000		202 000
UNICEF	18 182		18 182
UN Women	140 060		140 060
WFP	57 000		57 000
WHO	266 090		266 090
Adjustment (UNDP)	(71 606)		(71 606)
Sub-total Cosponsors	2 948 898		2 948 898
Other			
AIDS Health Foundation (AHF)	30 000		30 000
Bill and Melinda Gates Foundation	661 802		661 802
Global Fund	207 000		207 000
MPTF Office	1 511 146		1 511 146
Pan American Health Organization	150 000		150 000
UNOPS	623 932		623 932
Refund to donors	(1 204 563)		(1 204 563)
Sub-total	1 979 317		1 979 317
Miscellaneous	561 680		561 680
Total operating revenue	26 096 238	2 207 118	28 303 356
TOTAL	26 096 238	2 207 118	28 303 356

(1) Represents the value of interest on the building loan from FIPOI

Part IV : MANAGEMENT INFORMATION

I. Funds made available for the financial year ended 31 December 2025

During the period under review, revenue totalling US\$ 66 million was made available towards the core UBRAF. Nineteen governments contributed 91% of this amount and the remaining 9% was made up of a) financial revenue primarily interest earned on bank balances received and apportioned during the reporting period, and b) miscellaneous income. Schedule 2 on page 59 provides the details of the revenue.

Non-core UBRAF resources amounting to US\$ 28.3 million were made available to UNAIDS Secretariat to provide support to several global, regional and country activities that are designated for specific countries or purposes. Details on the sources of these funds are presented in Schedules 3 on page 60.

II. Funds expended and encumbered for the financial year ended 31 December 2025

The total expense and encumbrances for the financial year ended 31 December 2025 against the core UBRAF for 2024–2025 amounted to US\$ 151.8 million and expense and encumbrances against the non-core UBRAF funds amounted to US\$ 47.5 million.

A. Core Unified Budget, Results and Accountability Framework

For the year ended 31 December 2025, total expenses and encumbrances (including transfers to Cosponsors) amounted to US\$ 151.8 million against an approved core operating budget of US\$ 150 million under the 2024–2025 UBRAF, representing a financial implementation rate of 101.2%. This includes US\$1.9 million relating to 2024 commitments delivered in 2025 and therefore recorded as part of 2025 expenditures.

The total expenses and encumbrances for the implementation of the activities contained in the core Unified Budget, Results and Accountability Framework were distributed as follows:

- US\$ 19.4 million was transferred to the Cosponsors and
- US\$ 131.3 million was expended and US\$ 1.2 million encumbered for the Secretariat

Total UBRAF core expenses and encumbrances for 2024–2025 amounted to US\$ 309.6 million representing a financial implementation of 99.9% (US\$ 157.7 million expended in 2024 and US\$ 150.7 million expended and US\$ 1.2 million encumbered in 2025).

Table 4 provides details on year 2025 of the 2024-2025 UBRAF approved core budget, expenses and encumbrances, broken down by result area, and the Secretariat core functions for the biennium 2024-2025.

Table 4. 2024–2025 Unified Budget, Results and Accountability Framework approved core budget, expenses and encumbrances for the period ended 31 December 2025 (in US dollars)

	2024-2025 Core Budget Baseline	2024-2025 Core Operating Budget	Expense 2024	Expense 2025	Expense 2024-2025	Encumbrances ^{a/}	Total	Balance	Percentage implementation	
		(a)	(a)	(b)	(c)	(d)	(e) = (c + d)	(f) = (a - e)	(g) = (e / a)	
I. Result Areas										
1	HIV prevention	22 092 000	15 809 800	8 498 800	5 378 938	13 878 000	13 878 000	1 931 800	87.8%	
2	HIV testing and treatment	10 336 600	6 380 000	3 212 000	1 518 875	4 731 000	4 731 000	1 649 000	74.2%	
3	Paediatric AIDS and vertical transmission	9 776 000	7 546 300	3 856 300	2 894 575	6 751 000	6 751 000	795 300	89.5%	
4	Community-led responses	6 705 000	4 927 000	2 616 000	1 643 530	4 260 000	4 260 000	667 000	86.5%	
5	Human rights	7 863 200	4 934 600	2 588 600	1 959 400	4 548 000	4 548 000	386 600	92.2%	
6	Gender equality	8 593 000	6 119 000	3 241 000	1 963 345	5 204 000	5 204 000	915 000	85.0%	
7	Young people	9 251 000	6 711 200	3 658 200	2 450 018	6 108 000	6 108 000	603 200	91.0%	
8	Fully funded HIV response	3 052 200	1 649 600	901 600	364 740	1 266 000	1 266 000	383 600	76.7%	
9	Integration and social protection	8 299 400	4 139 400	2 127 400	606 950	2 734 000	2 734 000	1 405 400	66.0%	
10	Humanitarian settings and pandemics	8 031 600	5 783 100	3 300 100	594 828	3 895 000	3 895 000	1 888 100	67.4%	
Total Cosponsors		94 000 000	64 000 000	34 000 000	19 375 198	53 375 000	-	53 375 000	10 625 000	83.4%
II. Core Functions										
1	Leadership, advocacy and communication	71 922 000	59 030 000	29 466 704	31 214 682	60 681 385	480 325	61 161 711	(2 131 711)	103.6%
2	Partnerships, mobilization and innovation	49 474 000	49 872 000	25 366 263	26 770 788	52 137 051	120 438	52 257 488	(2 385 488)	104.8%
3	Strategic information	43 926 000	34 606 000	17 215 078	18 698 942	35 914 020	164 905	36 078 925	(1 472 925)	104.3%
4	Coordination, convening & country implementation support	64 684 000	56 652 000	28 685 353	30 593 950	59 279 304	135 703	59 415 007	(2 763 007)	104.9%
5	Governance and mutual accountability	49 994 000	45 840 000	22 992 750	24 011 818	47 004 568	293 159	47 297 728	(1 457 728)	103.2%
Total Secretariat		280 000 000	246 000 000	123 726 148	131 290 180	255 016 328	1 194 531	256 210 859	(10 210 859)	104.2%
Grand Total		374 000 000	310 000 000	157 726 148	150 665 378	308 391 328	1 194 531	309 585 859	414 141	99.9%

^{a/} Encumbrances representing firm commitment for good and/or services which have not yet been delivered

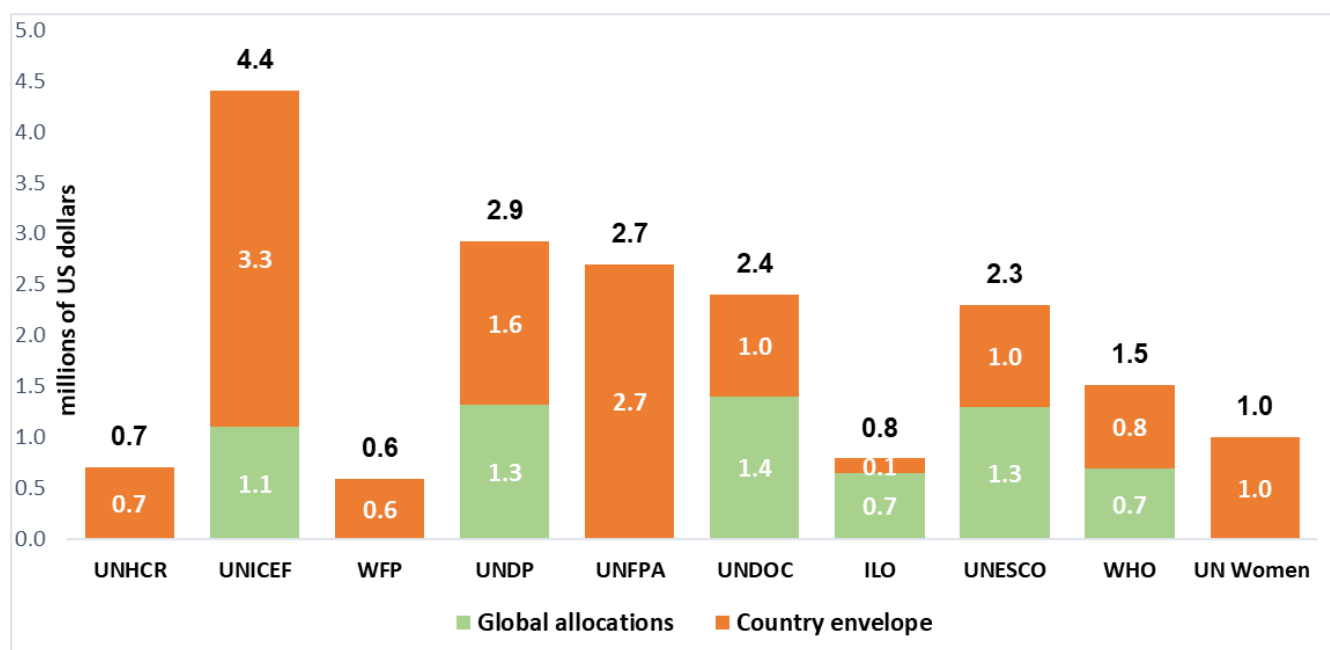
i) Funds transferred to Cosponsors

In 2025, a total amount of US\$ 19.4 million, was made available to cosponsors. This comprised of US\$ 6.5 million in Core global funding to support coordination functions and US\$ 12.9 million transferred for country envelopes. In addition, approximately US\$11.5 million in unspent balances from 2024 and prior years was approved for carry-forward to support continued programme implementation by cosponsors at country level in 2025. As a result, the combined total level of resources made available to cosponsors from the 2025 allocation and unspent balances from 2024 and prior years was approximately US\$30.9 million. This slightly exceeding the approved budget of US\$ 30 million for 2025. Out of the US\$ 30.9 million, an estimated US\$ 4.1 million was unspent at 31 December 2025 and was therefore carried forward to 2026.

The country envelope funding modality, introduced in the 2018-2019 biennium following the approval of the refined UNAIDS Joint Programme operating model by the Programme Coordinating Board (PCB) at its 40th meeting in June 2017, continued to serve in 2025 as a central mechanism for supporting country-level implementation.

Figure 5 illustrates the dynamic and differentiated resource allocation model and provides information on the proportion of funds transferred to each individual Cosponsor).

**Figure 5. Funds transferred to the Cosponsors in 2025
(in millions of US dollars)**



ii) Funds expended and encumbered against the Secretariat core budget

During the year ended on 31 December 2025, a total amount of US\$ 131.3 million was expended and US\$ 1.2 million encumbered for Secretariat activities and staff costs. As presented under agenda item 4.2 to the PCB at its 56th meeting in Geneva held during 24-26 June 2025, the revised allocation to cosponsors, in view of reduced core contributions for 2025 and availability of unspent balances from 2024 carried forward to 2025, enabled the Secretariat to absorb some restructuring costs that could not be accommodated in the Secretariat 2025 core budget of US\$ 120 million.

Table 4 provides details on the 2024–2025 UBRAF approved core budget, expenses and encumbrances, broken down by result area, and the Secretariat core functions for the biennium 2024–2025.

B. Expenses incurred against the UBRAF non-core funds

During the year ended 31 December 2025, a total amount of US\$ 45.6 million was expended and US\$ 1.9 million encumbered by the Secretariat against UBRAF non-core funds.

Table 5 on page 64 provides details on the 2025 UBRAF non-core funds made available; expenses and encumbrances, broken down by source of funding.

C. Country and regional expenses against all sources of funds

As recommended by the PCB at its 22nd meeting, held in Chiang Mai, Thailand from 23–25 April 2008, the report in Table 6 on pages 65 to 66 presents a breakdown of expenses and encumbrances of the Secretariat by country and region for both the UBRAF core funds and UBRAF non-core funds. Country and regional expenses amounted to US\$ 87.2 million for the financial year ended 31 December 2025. In addition to the expenses, a total of US\$ 1.8 million was encumbered during the same period, which together totalled US\$ 89 million for the financial year ended 31 December 2025.

Table 5. UBRAF non-core Funds**Funds available, expenses and encumbrance by source of revenue for the year ended 31 December 2025 (in US dollars)**

Source of revenue	2024	Funds made	Total	Expense	Encumbrance ^{a/}	Total	Percentage
	carry-over	available in 2025	available funds				implementation
	(a)	(b)	(c) = (a+b)	(d)	(e)	(f) = (d + e)	(g) = (f / c)
Australia	1 271 184	4 190 241	5 461 425	1 920 966	279 230	2 200 196	40.3%
Belgium		183 000	183 000	183 000		183 000	100.0%
Cameroon	608 063	577 749	1 185 812	557 334	46 291	603 625	50.9%
Canada	342 458	1 713 263	2 055 721	1 118 625	76 068	1 194 693	58.1%
China	570 561	2 096 322	2 666 883	961 241	3 959	965 200	36.2%
Denmark		308 490	308 490	206 173	559	206 732	67.0%
France	1 157 509	2 178 168	3 335 677	1 922 218	58 831	1 981 049	59.4%
Germany	226 333	2 614 576	2 840 909	1 104 550	202 422	1 306 972	46.0%
Italy		488 208	488 208	488 208		488 208	100.0%
Japan	116 367		116 367	97 481		97 481	83.8%
Kazakhstan	8 562	40 000	48 562	41 282		41 282	85.0%
Kenya	33 905		33 905	33 837		33 837	99.8%
Laos	51 975	53 500	105 475	70 162		70 162	66.5%
Luxembourg	27 334	2 549 805	2 577 139	2 537 150	7 356	2 544 506	98.7%
Netherlands	1 823 382	1 455 255	3 278 637	1 487 808	133 494	1 621 302	49.5%
Nigeria	534 426	500 000	1 034 426	637 681	24 062	661 743	64.0%
Russian Federation	149 477		149 477				0.0%
Sierra Leone	678 813		678 813				0.0%
Sri Lanka	28 310	29 100	57 410	28 577	26 947	55 524	96.7%
Sweden	79 537		79 537				0.0%
Switzerland	176 979	239 482	416 461	299 088		299 088	71.8%
United States of America (CDC)	10 883 474	4 059 559	14 943 033	4 514 710	366 352	4 881 062	32.7%
United States of America (USAID)	43 509 361	(660 000)	42 849 361	21 925 354		21 925 354	51.2%
Zimbabwe		105 000	105 000	52 181	12 000	64 181	61.1%
Canton de Genève, Switzerland		91 743	91 743	91 743		91 743	100.0%
AIDS Health Foundation (AHF)		30 000	30 000	28 184	1 732	29 916	99.7%
Bill & Melinda Gates Foundation	4 986 886	661 802	5 648 688	2 957 417	225 021	3 182 438	56.3%
Croix Rouge Francaise	303 057		303 057	303 057		303 057	100.0%
Federatie COC Nederland	5 274		5 274	5 255	19	5 274	100.0%
Global Fund	508 810	207 000	715 810	146 790	31 824	178 614	25.0%
MPTF Office	847 573	1 511 146	2 358 719	558 960	15 921	574 881	24.4%
M.A.C. AIDS Fund	6 979		6 979				0.0%
Pan American Health Organization	81 070	150 000	231 070	134 464	1 350	135 814	58.8%
Save the Children Fund	63 690		63 690	31 265		31 265	49.1%
UNDP	75 752	145 501	221 253	103 674	90	103 764	46.9%
UNFPA	1 624 819	2 120 065	3 744 884	2 695 196	219 098	2 914 294	77.8%
UNHCR	27 151	202 000	229 151	201 589		201 589	88.0%
UNICEF	25 561	18 182	43 743	36 154		36 154	82.7%
UNOPS	10 547	623 932	634 479	509 975	433	510 408	80.4%
UN Women		140 060	140 060	126 351	9 128	135 479	96.7%
WFP	498 653	57 000	555 653	57 000		57 000	10.3%
WHO	615 363	266 090	881 453	334 656	313	334 969	38.0%
Refund to donors and adjustments		(1 204 563)	(1 204 563)				0.0%
Miscellaneous and other	51 031	561 680	612 711	(1 363)		(1 363)	-0.2%
Programme support costs and other	110 418	3 534 356	3 644 774	590 904	151 339	742 243	20.4%
Eliminations		(3 534 356)	(3 534 356)	(3 534 356)		(3 534 356)	100.0%
Total	72 120 644	28 303 356	100 424 000		1,893,839	47 458 380	47.3%

^{a/} Encumbrance equals a firm commitment for goods and/or services which have not yet been delivered.

Table 6. Country and Regional expenses and encumbrance against all sources of funds for the financial year ended 31 December 2025 (in US dollars)

Region	Countries	Unified Budget, Results and Accountability Framework			Non -core Funds			Total		
		Expense	Encumbrance ^{a/}	Total	Expense	Encumbrance ^{a/}	Total	Expense	Encumbrance ^{a/}	Total
Asia and Pacific	Regional Support Team, Asia and Pacific	5 730 417	49 815	5 780 232	2 061 230	289 524	2 350 755	7 791 647	339 339	8 130 987
	Bangladesh	472 103		472 103	168 756		168 756	640 859		640 859
	Cambodia	783 845	575	784 420	269 576	17 978	287 554	1 053 421	18 553	1 071 974
	China	1 570 374	2 434	1 572 808	514 119	3 959	518 078	2 084 492	6 394	2 090 886
	India	692 917		692 917	120 334		120 334	813 251		813 251
	Indonesia	852 092	2 409	854 501	207 511		207 511	1 059 603	2 409	1 062 012
	Myanmar	1 015 867		1 015 867	1 008 289	433	1 008 722	2 024 156	433	2 024 589
	Nepal	265 014	1 395	266 409	297 857		297 857	562 870	1 395	564 265
	Pakistan	569 152	1 528	570 681	36 008		36 008	605 160	1 528	606 689
	Papua New Guinea	497 201	54 098	551 299	827 003	34 983	861 985	1 324 204	89 080	1 413 284
	Philippines	351 502		351 502	124 589		124 589	476 091		476 091
	Thailand	308 525	10 659	319 184	167 851	37 078	204 929	476 376	47 737	524 113
	Viet Nam	634 315	672	634 987	237 371	6 273	243 644	871 686	6 945	878 631
Total Asia and Pacific		13 743 323	123 585	13 866 909	6 040 493	390 229	6 430 722	19 783 816	513 814	20 297 631
East and South Africa	Regional Support Team, East and South Africa	5 477 668	8 597	5 486 265	1 976 685	219 098	2 195 782	7 454 353	227 694	7 682 047
	Angola	881 318	7 582	888 901	30 904		30 904	912 222	7 582	919 804
	Botswana	658 828	3 714	662 543	72 991	417	73 408	731 819	4 131	735 950
	eSwatini	521 328	28 797	550 126	174 189		174 189	695 518	28 797	724 315
	Ethiopia	799 724	1 879	801 602	38 223	5 000	43 223	837 947	6 879	844 825
	Kenya	952 919	10 628	963 547	477 484	13 744	491 228	1 430 403	24 372	1 454 775
	Lesotho	890 363	4 144	894 507	195 637		195 637	1 086 001	4 144	1 090 144
	Madagascar (covering Seychelles, Comores, Mauritius)	291 100	2 771	293 871	23 358		23 358	314 457	2 771	317 229
	Malawi	468 973	2 437	471 410	279 911		279 911	748 884	2 437	751 321
	Mozambique	928 808	13 542	942 350	235 278	40 451	275 730	1 164 087	53 993	1 218 080
	Namibia	455 698	1 515	457 212	95 096		95 096	550 793	1 515	552 308
	Rwanda	553 684	4 921	558 604	252 617		252 617	806 300	4 921	811 221
	South Africa	1 595 770	4 425	1 600 194	541 978	120	542 098	2 137 747	4 545	2 142 292
	South Sudan	747 811	7 317	755 127	444 229		444 229	1 192 040	7 317	1 199 356
	Tanzania, United Republic of	952 486		952 486	836 320	19 093	855 413	1 788 806	19 093	1 807 899
	Uganda	1 027 803	3 356	1 031 159	1 402 211	475 496	1 877 707	2 430 014	478 852	2 908 866
	Zambia	802 605	7 031	809 636	565 053	22 101	587 154	1 367 657	29 132	1 396 790
Zimbabwe	757 504	8 842	766 346	361 521	12 000	373 521	1 119 025	20 842	1 139 867	
Total East and South Africa		18 764 390	121 497	18 885 887	8 003 684	807 521	8 811 204	26 768 074	929 018	27 697 091
Europe	Regional Support Team, Europe	1 488 498	2 696	1 491 194	41 704		41 704	1 530 201	2 696	1 532 897
	Armenia	201 425		201 425				201 425		201 425
	Belarus	156 486		156 486				156 486		156 486
	Kazakhstan	633 781	291	634 073	269 140		269 140	902 921	291	903 212
	Kyrgyzstan	166 823		166 823	80 853		80 853	247 675		247 675
	Moldova, Republic of	172 506		172 506	249 688		249 688	422 194		422 194
	Tajikistan	146 290	15	146 305	1 954		1 954	148 244	15	148 259
	Ukraine	762 084	602	762 685	24 048		24 048	786 132	602	786 733
	Uzbekistan	254 943		254 943				254 943		254 943
Total Europe		3 982 835	3 604	3 986 439	667 386	0	667 386	4 650 221	3 604	4 653 825

^{a/} Encumbrance equals a firm commitment for goods and/or services which have not yet been delivered.

Table 6 continued

Region	Countries	Unified Budget, Results and Accountability Framework			Non-core Funds			Total		
		Expense	Encumbrance ^{a/}	Total	Expense	Encumbrance ^{a/}	Total	Expense	Encumbrance ^{a/}	Total
Latin America and Caribbean	Regional Support Team, Latin America and Caribbean	4 149 744	10 230	4 159 974	61 349	1 220	62 570	4 211 094	11 450	4 222 544
	Argentina	496 521	1 227	497 748				496 521	1 227	497 748
	Brazil	804 017	1 512	805 529	139 607	1 440	141 047	943 624	2 953	946 576
	Dominican Republic	222 860	9 738	232 598	48 080		48 080	270 940	9 738	280 679
	El Salvador	178 308	2 775	181 083				178 308	2 775	181 083
	Guatemala	552 097	5 512	557 608	25 058		25 058	577 155	5 512	582 667
	Haiti	816 078	8 153	824 231	116 992	9 128	126 120	933 070	17 281	950 351
	Jamaica	1 085 276	21 770	1 107 046	220 756	715	221 471	1 306 032	22 485	1 328 517
	Peru	616 195	6 131	622 326	168 665		168 665	784 860	6 131	790 991
	Venezuela	264 982	1 336	266 319	37 049	13 494	50 543	302 032	14 831	316 862
Total Latin America and Caribbean		9 186 078	68 385	9 254 464	817 557	25 998	843 555	10 003 636	94 383	10 098 019
Middle East & North Africa	Algeria	294 463	751	295 214				294 463	751	295 214
	Egypt	110 702		110 702	254 022	157	254 179	364 724	157	364 881
	Iran	313 520	102	313 621	124 398		124 398	437 918	102	438 019
	Morocco	435 028	12 609	447 637	2 111	2	2 113	437 139	12 611	449 750
	Sudan	172 232		172 232				172 232		172 232
	Tunisia	95 269		95 269				95 269		95 269
Total Middle East and North Africa		1 421 213	13 461	1 434 675	380 531	159	380 690	1 801 744	13 620	1 815 364
West and Central Africa	Regional Support Team, West and Central Africa	6 262 749	17 100	6 279 849	1 447 825	10 881	1 458 706	7 710 574	27 981	7 738 555
	Burkina Faso	545 446	7 319	552 765	265 046		265 046	810 492	7 319	817 811
	Burundi	479 207	2 771	481 979	203 359		203 359	682 566	2 771	685 337
	Cameroon	613 272	3 110	616 383	847 930	46 291	894 222	1 461 203	49 402	1 510 604
	Central African Republic	635 936	23 613	659 550	410 137		410 137	1 046 073	23 613	1 069 686
	Chad	881 035	1 068	882 102	153 698		153 698	1 034 732	1 068	1 035 800
	Côte d'Ivoire	1 122 189	3 674	1 125 863	372 577	822	373 399	1 494 766	4 496	1 499 262
	Democratic Republic of Congo	2 292 906	33 731	2 326 637	286 415	313	286 728	2 579 321	34 044	2 613 365
	Equatorial Guinea	413 713		413 713				413 713		413 713
	Gambia	80 770	3 779	84 549				80 770	3 779	84 549
	Ghana	526 744	982	527 725	213 358	22	213 380	740 102	1 003	741 105
	Guinea	422 784		422 784				422 784		422 784
	Mali	748 262	746	749 008	108 176		108 176	856 437	746	857 184
	Mauritania	201 962		201 962				201 962		201 962
	Niger	239 291	2 814	242 106	26 981		26 981	266 272	2 814	269 087
	Nigeria	1 727 624	12 493	1 740 117	618 252	28 488	646 740	2 345 876	40 981	2 386 857
	Senegal	192 598	2 807	195 405	22 005		22 005	214 603	2 807	217 410
Sierra Leone	459 777	1 562	461 339	247 346	3 864	251 210	707 123	5 426	712 549	
Togo	696 853	4 421	701 273	474 966	1 229	476 195	1 171 818	5 650	1 177 468	
Total West & Central Africa		18 543 119	121 991	18 665 109	5 698 070	91 911	5 789 980	24 241 188	213 902	24 455 090
Grand Total		65 640 958	452 524	66 093 482	21 607 720	1 315 817	22 923 537	87 248 678	1 768 341	89 017 020

^{a/} Encumbrance equals a firm commitment for goods and/or services which have not yet been delivered.

Table 7. 2025 Country Envelopes: Details of funds transferred to Cosponsors at country level (in US dollars)

Region	Country	ILO	UNDP	UNESCO	UNFPA	UNHCR	UNICEF	UNODC	UN Women	WFP	WHO	Total
Asia Pacific	Bangladesh				38 000	38 000	42 000	40 000				158 000
	Cambodia	2 500	25 000		39 900				8 000		17 287	92 687
	China	10 000	30 000		40 000				34 000		11 525	1 25 525
	Fiji				13 000						11 525	24 525
	India	18 750	105 000	75 000	44 500		150 000	60 000	42 500		34 575	530 325
	Indonesia	10 000	40 000		47 500	30 000	40 000	32 000	42 500		13 830	255 830
	Iran				53 300	40 000	88 000				9 220	190 520
	Malaysia					50 000		36 000			3 750	89 750
	Myanmar				27 300			64 000	31 200	19 000	8 300	149 800
	Nepal		20 000					18 000	19 200	20 400	6 000	83 600
	Pakistan				29 750	33 200		50 000	72 000		13 830	198 780
	Papua New Guinea					44 500		50 000		25 500	11 525	131 525
	Philippines		60 000			50 000		60 000	65 600	42 500	19 132	297 232
	Thailand			85 000					52 000			
Viet Nam					14 200			68 000	12 800		19 593	114 593
Total Asia Pacific		41 250	365 000	104 750	445 400	158 000	562 000	476 000	228 200	19 000	180 092	2 579 692
Eastern Europe and Central Asia	Belarus		30 000		29 500		29 000				2 500	91 000
	Kazakhstan		37 400	20 000	19 000		22 600				-	99 000
	Kyrgyzstan		22 000	20 000	19 000		15 000	18 400			-	94 400
	Tajikistan		06 000		11 000		30 000		23 800		6 250	77 050
	Ukraine	6 250	25 000		23 700		25 000	20 000			6 250	1 06 200
	Uzbekistan		20 000		19 000		26 000	7 200			6 250	78 450
Total Eastern Europe and Central Asia		06 250	140 400	40 000	121 200		147 600	45 600	23 800		21 250	546 100
Eastern and Southern Africa	Angola		31 000		40 800	26 000	58 000	4 000			15 445	175 245
	Botswana			45 900	48 000		54 000	8 000	45 900		12 448	214 248
	Egypt						40 000	60 000			8 068	108 068
	Eswatini		15 000	20 400	53 200		60 000		25 500	30 000	7 500	211 600
	Ethiopia			7 500	22 200	40 000	25 000	20 000	17 000	14 850	23 050	1 69 600
	Kenya	20 750		97 000	42 700		85 000		76 500			321 950
	Lesotho			12 500	61 700		60 000		29 800	15 000	10 373	189 373
	Madagascar	5 000	67 500		22 800		85 000			7 730	8 875	196 905
	Malawi	6 250	30 000	20 000	48 900	54 000	23 000	22 400	39 100	34 000	6 250	283 900
	Mozambique	17 500	25 000	50 000	95 000		115 000	40 000	42 500	50 000	26 508	4 61 508
	Namibia			30 000	48 900		60 000		29 800		7 500	176 200
	Rwanda				17 800	35 000	40 000		10 000	19 850	9 220	131 870
	South Africa	7 000	40 000	55 000	69 300		105 000	64 000	76 500		24 203	441 003
	South Sudan		10 000	7 500	16 200	35 000	5 000		21 300	24 850	9 220	129 070
	Sudan		27 800		16 400		27 000	12 000			12 678	95 878
	Uganda			64 000	95 000		70 000		76 500		9 220	314 720
United Republic of Tanzania	17 500	40 000	70 000	47 500		85 000	16 000	25 500		19 593	321 093	
Zambia		70 000	50 000	53 400		70 000				21 898	265 298	
Zimbabwe	7 500	30 000	50 000	20 800	20 000	50 000		34 000	14 000	9 220	235 520	
Total East and South Africa		81 500	386 300	579 800	820 600	210 000	1 117 000	246 400	549 900	210 280	241 265	4 443 045

Table 7 continued

Region	Country	ILO	UNDP	UNESCO	UNFPA	UNHCR	UNICEF	UNODC	UN Women	WFP	WHO	Total	
Latin America and Caribbean	Argentina		50 000		47 500						11 525	109 025	
	Bolivia				23 700		30 000	16 800	42 500		5 533	118 533	
	Brazil	5 500		59 500	38 000						22 750	125 750	
	Chile		70 000		19 000						13 830	102 830	
	Colombia		45 000		52 200					7 730	19 500	1 24 430	
	Cuba				47 500			50 000			11 525	109 025	
	Dominican Republic		30 000		24 000			30 000		15 460	6 915	106 375	
	Ecuador				42 700			45 000		7 730	10 372	105 802	
	El Salvador		18 000		14 200			19 500	30 200		7 375	89 275	
	Guatemala		19 000		28 500			50 500		11 850	6 340	1 16 190	
	Guyana		30 000		19 000		20 000	20 000			6 915	95 915	
	Haiti		25 000		26 000			18 200		25 500	15 000	5 025	114 725
	Honduras				13 300			50 000			12 910	76 210	
	Jamaica		43 000		32 300			30 000		25 500	9 912	140 712	
	Paraguay		23 000		30 500						6 915	60 415	
Peru				31 500	47 500		25 000			20 600	5 000	1 29 600	
Venezuela					76 000		78 000				9 680	163 680	
Total Latin America and Caribbean		5 500	353 000	91 000	581 900	20 000	446 200	16 800	123 700	78 370	172 022	1 888 492	
West and Central Africa	Algeria		45 000		13 000	15 000		56 000				129 000	
	Benin		27 500		16 200		39 000			10 560	8 760	102 020	
	Burkina Faso		30 000	7 500	19 000	25 000	40 000			15 460	9 220	146 180	
	Burundi				22 800		23 000		10 000	9 850	7 000	72 650	
	Cameroon		35 000		61 700		50 000		34 000	50 000	21 898	2 52 598	
	Central African Republic				60 800	35 000	41 000				13 830	150 630	
	Chad				41 800	30 000	81 000			40 000	12 678	205 478	
	Congo		15 000	25 000	19 000	20 000	60 000			10 300	6 250	155 550	
	Cote d'Ivoire		10 000	40 000	61 700		160 000				17 288	288 988	
	Democratic Republic of Congo		30 000	10 000	32 500	60 000	60 000		21 300	60 000	11 525	285 325	
	Equatorial Guinea				33 200		105 000	8 000				146 200	
	Gabon			12 500	14 200		30 000	8 000			7 500	72 200	
	Gambia		20 000		6 500		30 000	8 000		10 300	2 500	77 300	
	Ghana		30 000	10 000	57 000		90 000				32 270	2 19 270	
	Guinea		30 000		24 000		30 000	8 000		15 460	5 000	1 12 460	
	Mali		15 000	23 000	31 100	35 000	40 000			25 000	2 500	171 600	
	Niger			15 000			30 000	45 000	16 000		9 220	115 220	
	Nigeria	4 100	60 000	38 250	45 500	20 000	35 000	40 000	34 000		8 068	2 84 918	
	Senegal			35 000			20 000			23 180	11 525	89 705	
Sierra Leone		30 000		50 000		30 000		21 300		3 750	135 050		
Togo			10 500	61 700		25 000	14 000		10 300	13 255	1 34 755		
Tunisia				20 000			44 000			4 750	68 750		
Total West and Central Africa		4 100	377 500	226 750	691 700	270 000	1 034 000	202 000	120 600	280 410	208 785	3 415 845	
Grand Total		138 600	1 622 200	1 042 300	2 660 800	658 000	3 306 800	986 800	1 046 200	588 060	823 413	12 873 173	