

# 2022 - 2026 UBRAF Outputs and Indicators



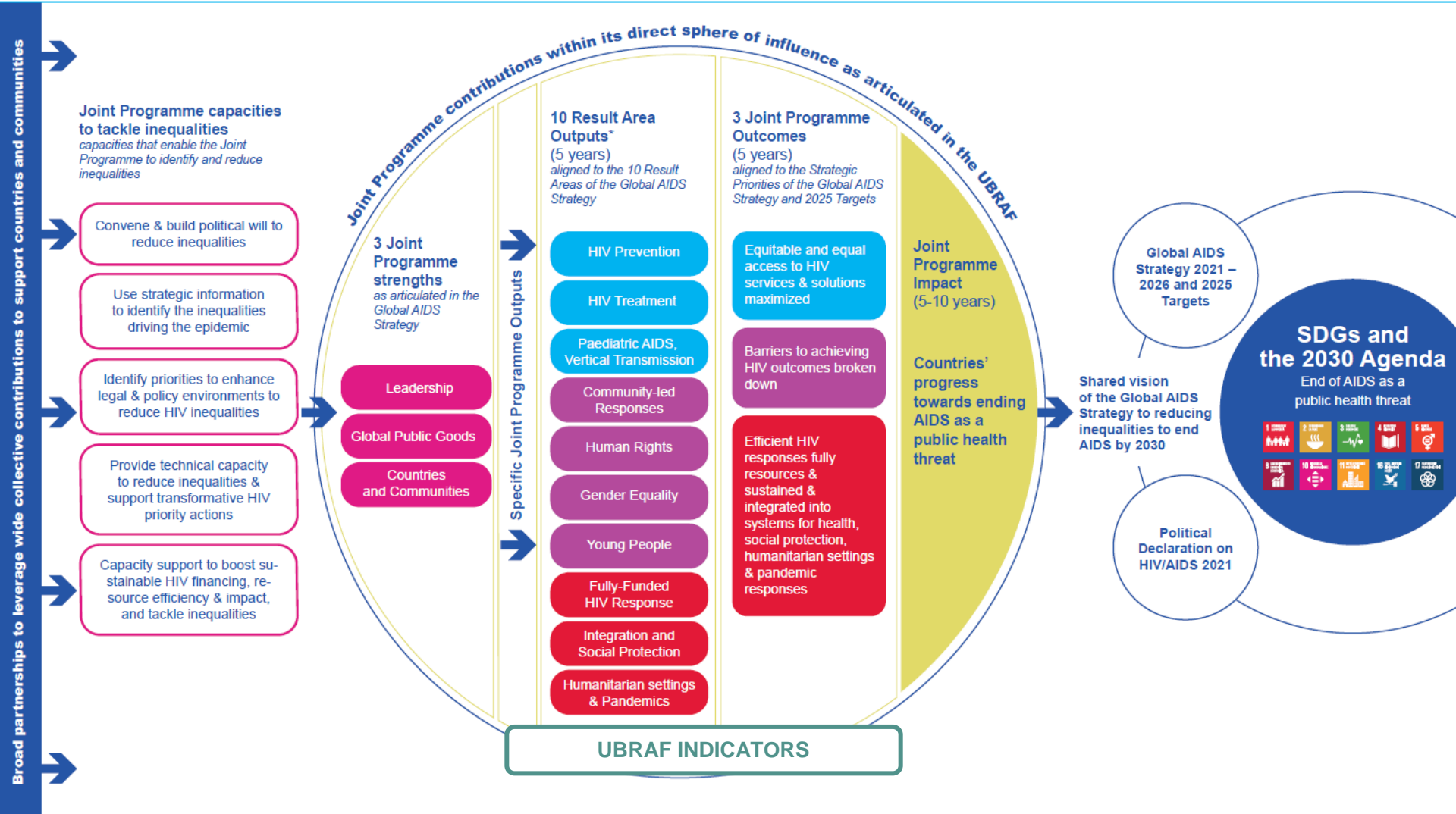
PCB Meeting - 8 December 2021  
Agenda item 4



# What we will cover

- October 2021 **PCB Decision Points** for the finalization of the 2022- 2026 UBRAF and 2022-2023 Workplan & Budget
- Recall the approved **UBRAF 2022 - 2026 Results Framework**
- **Overview of full Results chain and what we will monitor within context of UBRAF**
- **Overview and introduce examples of specific outputs** (for 5 years and 2 years) **and indicators**

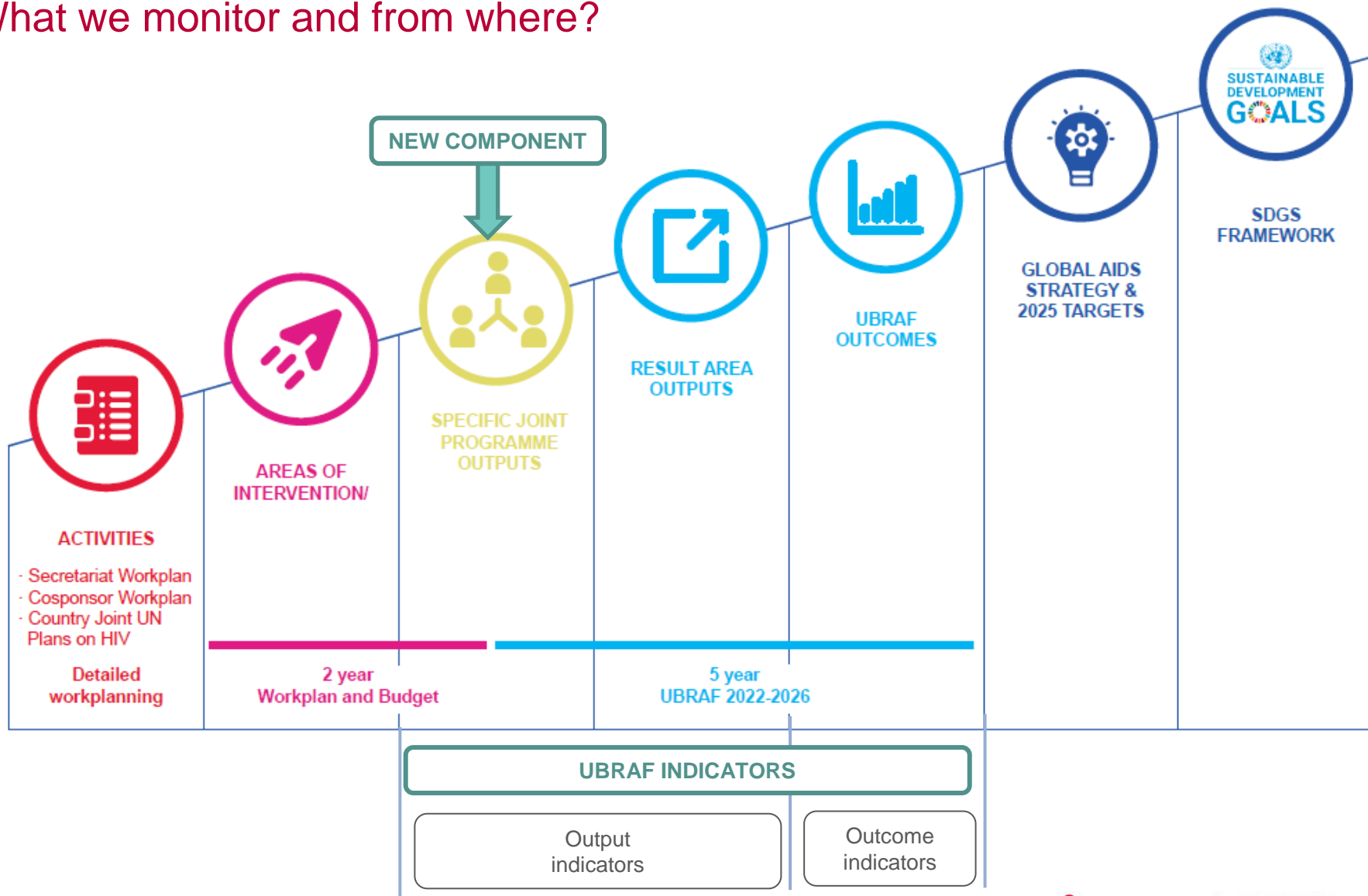
# RESULTS FRAMEWORK UBRAF 2022-2026



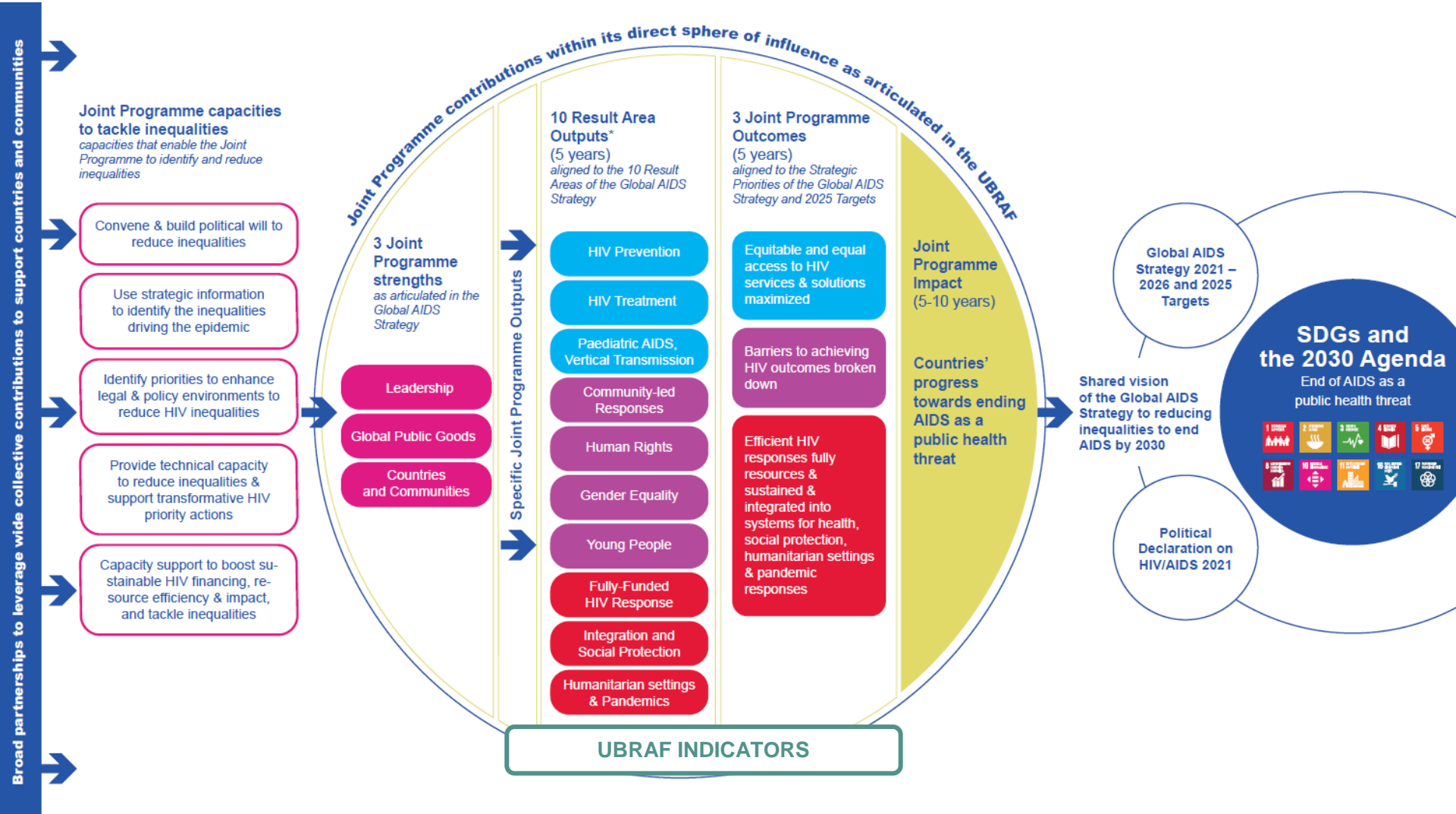
Recalling that the indicators and specific outputs are part of the UBRAF Results Framework & informed by the theory of change

# UBRAF 2022-2026 RESULTS CHAIN

What we monitor and from where?

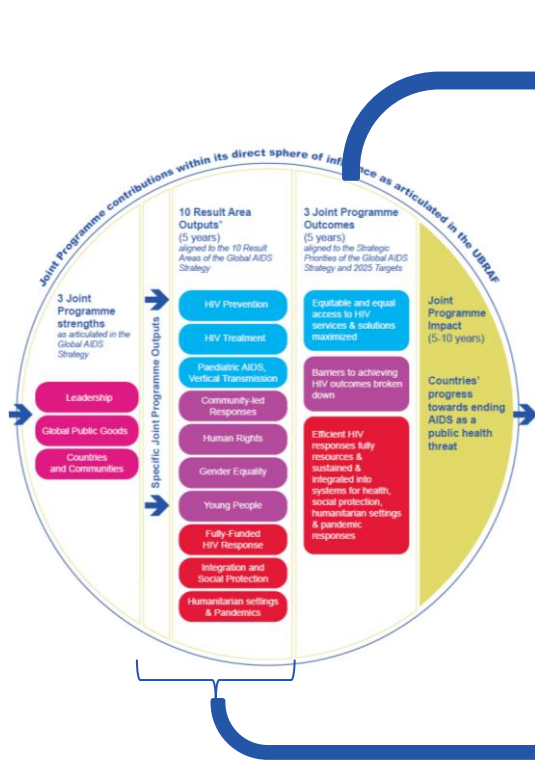


# RESULTS FRAMEWORK UBRAF 2022-2026



# UBRAF 2022-2026 RESULTS FRAMEWORK

## What will we monitor?



At Joint Programme outcome level		
<b>3 outcomes</b>	18 outcome indicators from the Global AIDS Monitoring	Measure key areas of the global AIDS response's progress towards 2026 where the Joint Programme will contribute the most

At Joint Programme output level			
	By 2023	By 2026	Description
<b>10 Joint Programme outputs at results area level</b>	20 specific outputs	20 specific outputs	Highlight the added value of Joint Programme
	30 milestones	28 indicators	Measure annual Joint Programme performance
<b>5 Secretariat functions</b>	13 specific outputs		Highlight the added value of the Secretariat's work
	29 milestones	26 indicators	Measure annual Secretariat performance

Baselines, data sources, milestones by 2025 and targets by 2026 to be added and presented to the PCB in June 2022

# Continuous improvements for better performance monitoring

## 2012-2015 indicators

- focus on measuring the more direct contributions of the Joint Programme
- *approx. 122 indicators*

## 2016-2021 indicators

- formulated closer to the outcome level similar to the GAM, measuring the impact of the Joint Programme's work
- *20 outputs and approx. 35 indicators*

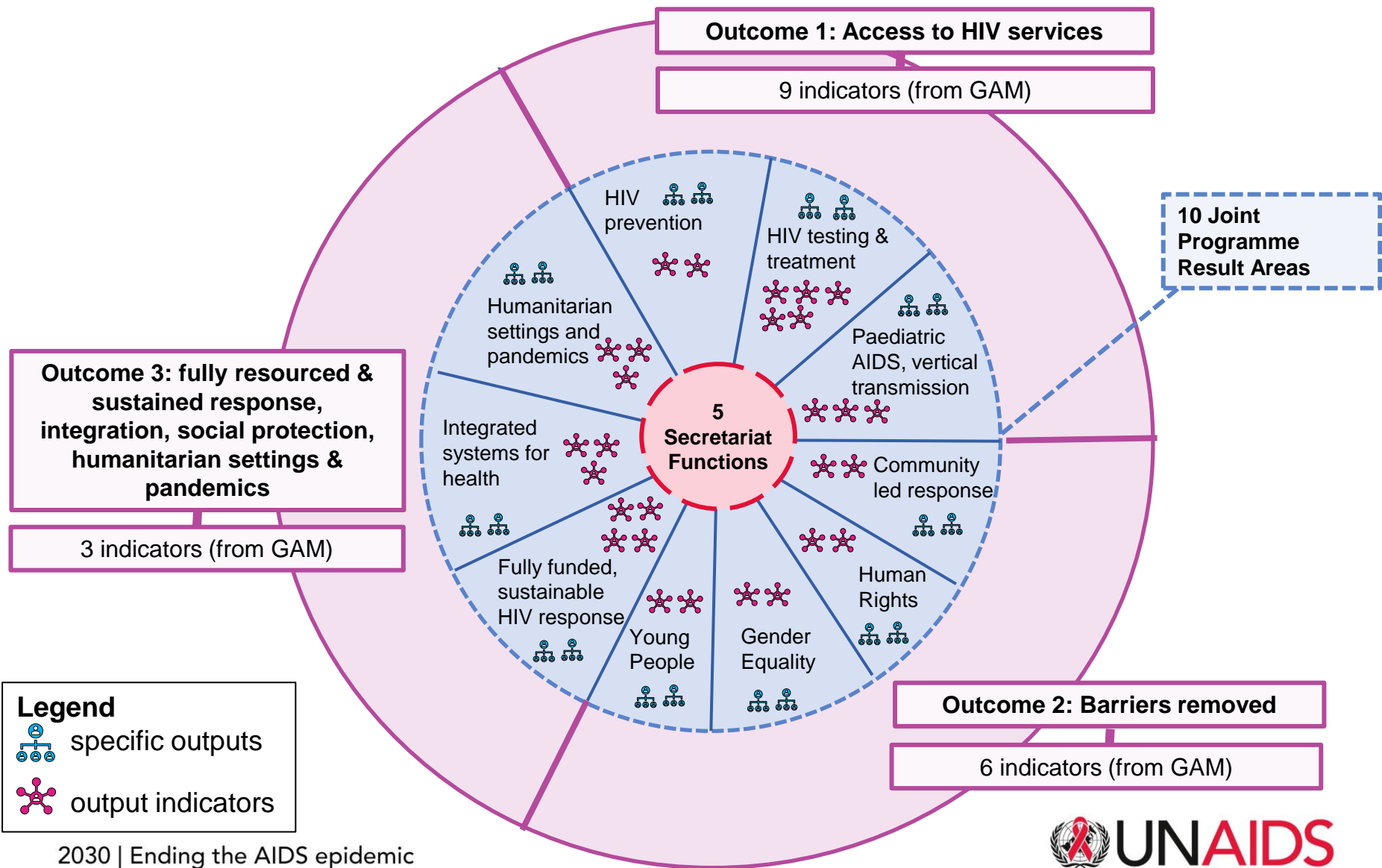


## 2022-2026 indicators

- As per earlier PCB guidance, more reflective of the Joint Programme's work
- *20 Result Area specific outputs and 13 Secretariat specific outputs and 28 Result Area indicators, 26 Secretariat indicators*

**Learning from:** past UBRAF, annual reporting and related feedback, evaluations, audits, other UN organizations and UN reform (e.g. QCPR reporting)

# UBRAF Work of the Joint Programme and coherence with the Global AIDS Strategy

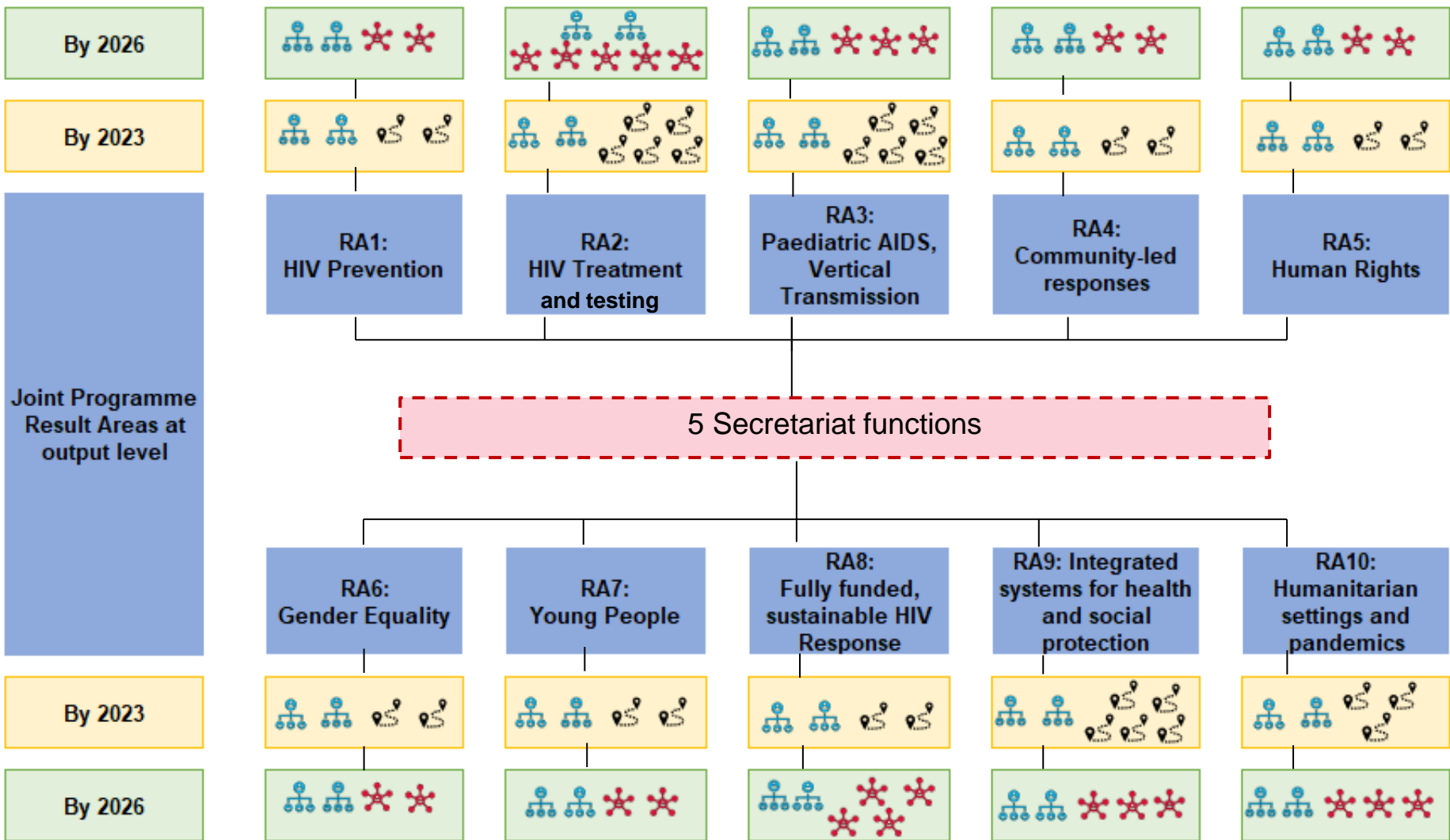




# UBRAF 2022-2026 outputs and indicators matrix

**Legend**

- specific outputs
- output indicators
- milestones



# Example of specific outputs and indicators: HIV Prevention

## JOINT PROGRAMME OUTCOME 1:

People living with, at risk of and affected by HIV obtain equitable access and reap equitable benefits from HIV prevention, treatment, care and support services.

## JOINT PROGRAMME OUTPUT 1: HIV Prevention

Country and community capacities are strengthened to define, prioritize, implement and bring gender-responsive HIV combination prevention programmes for and with key populations and other groups at high risk of HIV at a scale to drive impact and achieve national HIV prevention targets

### Specific Joint Programme Output 1.1 for 5 years

Provide policy advice and strategic guidance to adopt, implement and monitor national policies, tools and targets for combination HIV prevention services for and with key populations and other groups at higher risk of HIV.



### Indicator

1.1.1 Number of countries supported by the Joint Programme to include in their national policies and strategies, all recommended elements of evidence-based combination HIV prevention packages for key populations and other populations at risk of HIV.



### Specific Joint Programme Output 1.1 for 2 years

Provide normative and implementation guidance for combination HIV prevention interventions for and with key populations and other groups at high risk of HIV, in line with the Global AIDS Strategy.

### Milestone (2023)

Number of countries where recommended combination HIV prevention exists in national HIV strategies or policies (to be defined with disaggregation for key and priority populations)

# Example of specific outputs and indicators: HIV Testing and Treatment

## JOINT PROGRAMME OUTCOME 1:

People living with, at risk of and affected by HIV obtain equitable access and reap equitable benefits from HIV prevention, treatment, care and support services.

## JOINT PROGRAMME OUTPUT 2: HIV Treatment

Country and community capacities are strengthened so that HIV testing, treatment, care, support and integrated services are scaled up.

### Specific Joint Programme Output 2.1 for 5 years

Strategic convening of scientists, communities and multisectoral stakeholders, including through international fora and expert reports, to ensure the most up-to-date evidence and innovations for HIV testing, treatment, care, support integrated services and develop normative, strategic and implementation guidance.



### Indicators

**2.1.1** Guidance developed to support integrated service delivery of HIV and comorbidities

**2.1.2** Number of countries that have implemented innovations to optimize access to integrated HIV and comorbidity / coinfection services



### Specific Joint Programme Output 2.1 for 2 years

Update, disseminate and promote implementation of updated technical guidance that harness technical and operational innovations to optimize access to and uptake of HIV testing, treatment, care, support and integrated services, including those that address comorbidities and coinfections, with a focus on TB, Hepatitis C, Cervical Cancer, and infections linked to high mortality (Advanced HIV Disease)

### Milestones (2023)

Framework for collaborative action on TB and comorbidities developed and guidelines and operational handbook for TB/HIV and other TB comorbidities updated through review of evidence and consultation with experts.

New testing and/or treatment policy guidance on reducing deaths from Advanced HIV Disease, consultative experts and community convening, issued and disseminated and implemented

# Complementarity between different milestones & indicators

Equally important and reinforcing nature of UBRAF results and indicator structures aligned with the Global AIDS Strategy (example)

## JP Specific Output 1.1

**combination HIV prevention services for and with key populations and other groups at higher risk of HIV.**



## JP Specific Output 7.1

**promote life-skills and comprehensive sexuality education, access to youth-friendly SRH services and a seamless continuum across HIV prevention, treatment and care**

## JP Specific Output 3.2

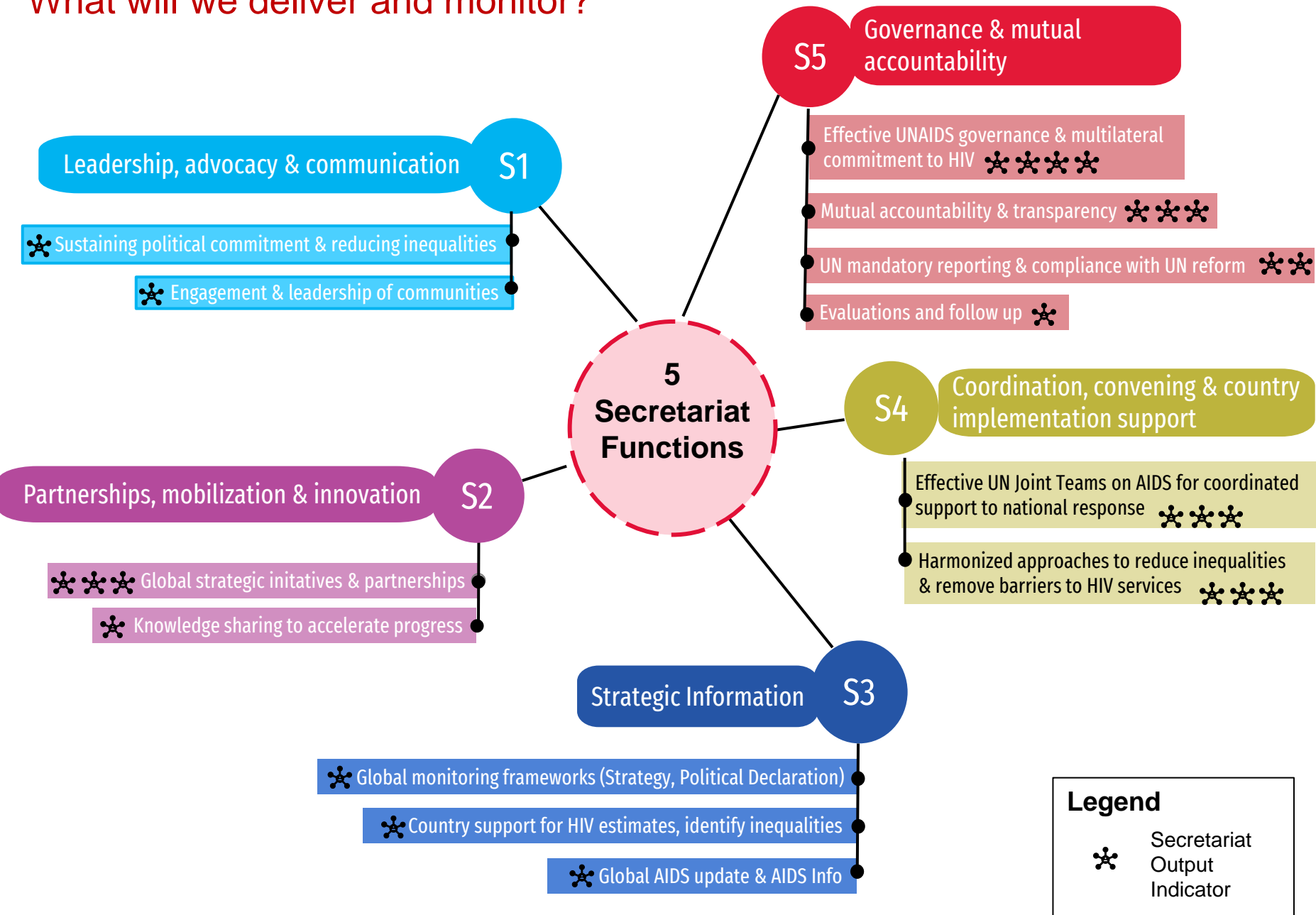
**....integration of HIV into maternal, neonatal, child and adolescent health and primary care....**

## JP Specific Output 9.1

**integrating HIV services and support systems into primary health benefits packages for universal health coverage and social protection systems, and building and strengthening health systems (including preparedness and resilience to crises)**

# UBRAF Secretariat Functions

## What will we deliver and monitor?



# Example of specific outputs and indicators for Secretariat functions: Partnerships, mobilization and innovation

S2 - Partnerships, mobilization and innovation	
<p><b>Specific output for 2022-2026</b></p> <p><b>S2.1</b> UNAIDS Global Strategic Initiatives and partnerships are effectively convened and leveraged to address gaps, remove barriers and reduce risk and vulnerability for communities affected by HIV</p>	<p><b>Indicators</b></p> <p><b>S2.1.1.</b> Number of countries in sub-Saharan Africa that champion the Education Plus initiative</p> <p><b>S2.1.2.</b> Number of countries that annually complete a PLHIV Stigma Index</p> <p><b>S2.1.3.</b> Number of countries that join the Global Partnership for Action to Eliminate All Forms of HIV-Related Stigma and Discrimination (Global Partnership) and implement operational plans</p> <hr/> <p><b>2023 Milestones</b></p> <p>At least 5 countries that join Education Plus are implementing operational plans</p> <p>10 countries per year complete the PLHIV Stigma Index</p> <p>5 additional countries join the Global Partnership and 16 countries have plans being implemented</p>



# Example of specific outputs and indicators for Secretariat functions: Strategic information

S3 – Strategic information	
<p><b>Specific output for 2022-2026</b></p> <p><b>S3.1.</b> Adapt monitoring framework to the Global AIDS Strategy 2021-2026 and the 2021 UNGA HLM Political Declaration</p>	<p><b>Indicator:</b></p> <p><b>S3.1.1</b> Monitoring framework corresponding to the Global AIDS Strategy 2021-2026 UNAIDS strategy and the 2021 UNGA HLM Political Declaration developed, shared, used and reviewed with countries and partners</p>
	<p><b>2023 Milestones</b></p> <p>New GAM framework developed and shared with all countries and partners</p>
<p><b>Specific output for 2022-2026</b></p> <p><b>S3.2</b> Support countries to produce HIV estimates and submit data for GAM and community-led monitoring to measure progress and identify remaining gaps and inequalities</p>	<p><b>Indicator:</b></p> <p><b>S3.2.1</b> Number of countries supported for the reporting of new GAM indicators and HIV estimates process, resulting in timely data available for the Global AIDS Update report and used by countries, communities, and partners</p>
	<p><b>2023 Milestones</b></p> <p>150 countries supported</p>

# UBRAF indicators matrix - structure

**JOINT PROGRAMME OUTCOME 1: People living with, at risk of and affected by HIV obtain equitable access and reap equitable benefits from HIV prevention, treatment, care and support services.**

*Aligned with the Global Strategy's strategic priorities and the Global 2025 targets*

## Joint Programme Outcome indicator

*Measure the progress made towards achieving the Joint Programme outcome and the corresponding Global AIDS Strategy strategic priority. These are measured through a few selected Global AIDS Monitoring (GAM) indicators*

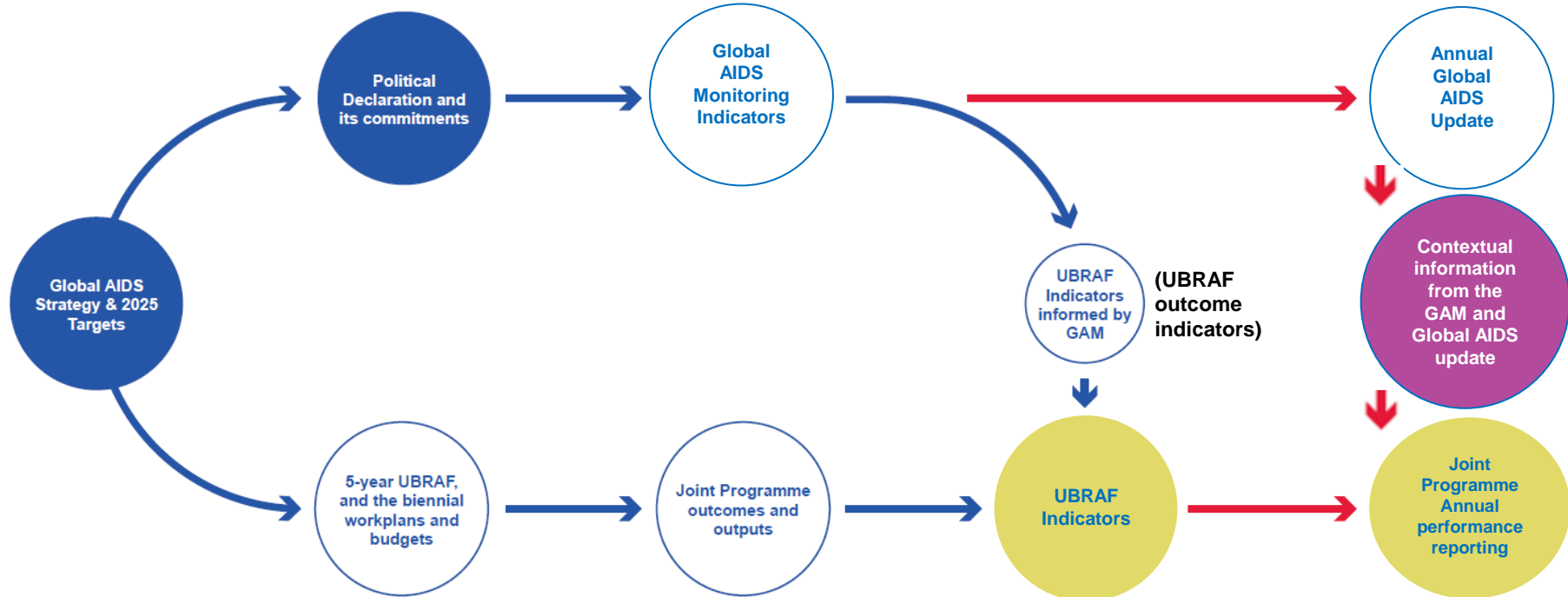
Baseline	Milestone (2023)	Milestone (2025)	Target 2026	Data source
<i>TBD in 2022</i>	<i>Presented at the Dec PCB</i>	<i>To be proposed in 2022</i>	<i>To be proposed in June 2022</i>	<i>To be proposed in June 2022</i>

Result Area Outputs	Specific outputs for 2022-2026 UBRAF	Specific outputs for 2022-2023 Workplan	Indicator	Baseline	Milestone (2023)	Milestone (2025)	Target 2026	Data source
<b>JOINT PROGRAMME RESULT AREA OUTPUT 1: HIV Prevention</b>  <i>Joint Programme's critical areas of focus to address inequalities in the HIV response and bring it back on-track</i>	<b>Specific Joint Programme Output 1.1 for five years</b>  <i>Present breakdown of the result area output highlighting a more specific, focused and measurable added value of the Joint Programme's work for 5 years</i>	<b>Specific Joint Programme Output 1.1 for two years</b>  <i>Present a breakdown of the result area output highlighting a more specific, focused and measurable added value of the Joint Programme's work for the first 2 years</i>	<b>Indicator 1.1</b>  <i>Measures the Joint Programme's performance in relation to the related specific output</i>	<i>To be provided in indicator guidance in 2022</i>	<b>Progress against target by end 2023</b>	<i>Progress against target by end 2025</i>		
	<b>Specific Joint Programme Output 1.2</b>	<b>Specific Joint Programme Output 1.2</b>	<b>Indicator 1.2</b>					



# UBRAF Indicators and data sources

## Countries' progress towards ending AIDS



UBRAF Output level indicators

Other qualitative information from various sources

**Informed by and with data sources from :**

- Global AIDS Monitoring (GAM)
- National Commitments and Policy Instrument (NCPI)
- Joint Programme data (collected through internal Joint Programme Monitoring System)
- Other reliable data from existing or new initiatives

## Timeline and next steps for completing the Results structure and monitoring matrix

Submitted by	Reference document	Content
<b>December PCB 2021</b>	<ul style="list-style-type: none"> <li>2022 – 2023 Workplan &amp; Budget</li> <li>UBRAF Indicators and specific outputs (Annex 5)</li> </ul>	<ul style="list-style-type: none"> <li>Specific outputs - 5 years</li> <li>Specific outputs - 2 years</li> <li>Indicators – 5 years</li> <li>Milestones by end 2023</li> </ul>
<b>June PCB 2022</b>	<ul style="list-style-type: none"> <li>Final complete UBRAF Indicators matrix</li> </ul>	<ul style="list-style-type: none"> <li>Indicators – 5 years</li> <li>Milestones (2023)</li> <li>Milestones (2025)</li> <li>Targets (2026)</li> <li>Baselines</li> <li>Data sources</li> </ul>

### Next steps to finalize the UBRAF Indicator Matrix (2022):

- Integrate PCB feedback and ensure consistency across indicators, milestones and targets
- Cross-check data sources (with final GAM, NCPI etc.)
- Data collection to develop/verify baseline and milestones (with UN Joint Teams)
- Develop milestones for 2025 & targets for 2026, with reference to finalized baselines
- Complete the (internal) indicator guidance document

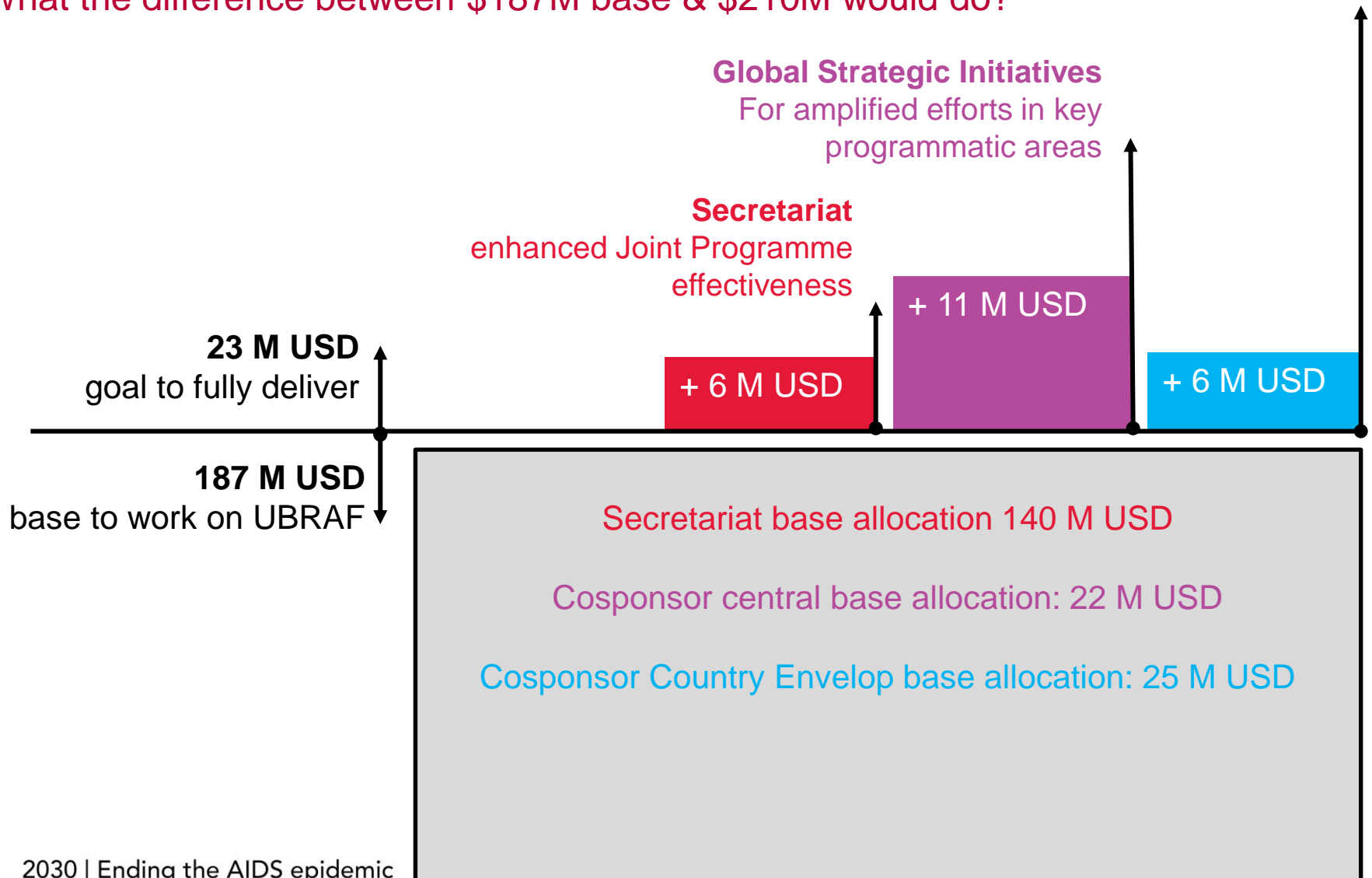
**In consultation with the UBRAF Working Group**



# Core UBRAF Allocation: critical to deliver on the Global AIDS Strategy

What the difference between \$187M base & \$210M would do?

Country Envelopes  
For more impact in countries



**THANK YOU**

